

Circuito de Catalunya
Winter Series Barcelona
Free practice - 6

Results

18/02/2017

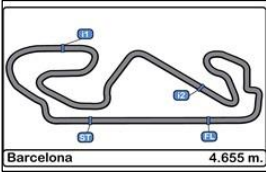
Ord.	Nº	Entrant	Nat.	Driver	Nat.	Cat.	Cla.	Chassis	Team	Laps	Best	Time	Gap	Interval	Km/h
1	1	Campos Racing	ESP	Petru Florescu	ROU	R	1º	Dallara F312	Campos Racing	19	18	1'38.789			169.634
2	12	Drivex School	ESP	Christian Hahn	BRA	R	2º	Dallara F312	Drivex School	19	11	1'39.110	0"321	0"321	169.085
3	42	RACE	ESP	Eliseo Martinez Meroño	ESP	R	3º	Dallara F312	Teo Martin Motorsport	15	13	1'39.163	0"374	0"053	168.994
4	19	Fortec Motorsport	GBR	Alfonso Celis, jr	MEX			Dallara F312	Fortec Motorsport	15	12	1'39.268	0"479	0"105	168.816
5	43	RACE	ESP	Pedro Cardoso	BRA			Dallara F312	Teo Martin Motorsport	15	12	1'39.301	0"512	0"033	168.760
6	24	Carlin Motorsport	GBR	Ameya Vaidyanathan	IND			Dallara F312	Carlin Motorsport	23	21	1'39.614	0"825	0"313	168.229
7	16	Drivex School	ESP	Nikita Troitckii	RUS	R	4º	Dallara F312	Drivex School	21	12	1'39.720	0"931	0"106	168.051
8	4	Campos Racing	ESP	Matheus Lorio	BRA			Dallara F312	Campos Racing	21	20	1'39.773	0"984	0"053	167.961
9	18	Fortec Motorsport	GBR	Jannes Fittje	DEU	R	5º	Dallara F312	Fortec Motorsport	13	4	1'39.777	0"988	0"004	167.955
10	2	Campos Racing	ESP	Marta Garcia	ESP	R	6º	Dallara F312	Campos Racing	21	20	1'39.809	1"020	0"032	167.901
11	3	Campos Racing	ESP	Thiago Vivalqua	BRA			Dallara F312	Campos Racing	13	10	1'39.902	1"113	0"093	167.744
12	17	Carlin Motorsport	GBR	Devlin De Francesco	CAN	R	7º	Dallara F312	Carlin Motorsport	18	16	1'40.004	1"215	0"102	167.573
13	22	BVM Racing	ITA	Daniel Pronenko	RUS			Dallara F312	BVM Racing	17	8	1'40.456	1"667	0"452	166.819

Published at:.....

Track Status **DRY**

Stewards:	Race Director:	Timekeeper: 
-----------	----------------	--





Circuito de Catalunya
Winter Series Barcelona
Free practice - 6

LAP ANALYSIS

18/02/2017

Number	1			2			3			4			12		
Lap	Lap Time	Partial	Speed	Lap Time	Partial	Speed	Lap Time	Partial	Speed	Lap Time	Partial	Speed	Lap Time	Partial	Speed
22 ^a - 1															
22 ^a - 2															
22 ^a - 3															

Ideal Lap	
0'29.109	0'29.109
1'06.288	0'37.179
1'38.732	0'32.444

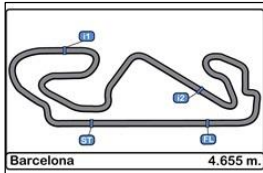
Ideal Lap	
0'29.530	0'29.530
1'07.014	0'37.484
1'39.663	0'32.649

Ideal Lap	
0'29.470	0'29.470
1'07.094	0'37.624
1'39.763	0'32.669

Ideal Lap	
0'29.375	0'29.375
1'07.122	0'37.747
1'39.762	0'32.640

Ideal Lap	
0'29.330	0'29.330
1'06.675	0'37.345
1'39.110	0'32.435

Ideal Best Lap	
0'29.109	0'29.109
1'06.288	0'37.179
1'38.657	0'32.369

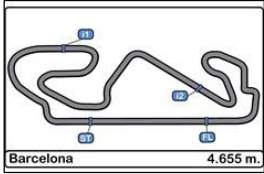


Circuito de Catalunya
Winter Series Barcelona
Free practice - 6

LAP ANALYSIS

18/02/2017

Number	16			17			18			19			22		
Lap	Lap Time	Partial	Speed	Lap Time	Partial	Speed	Lap Time	Partial	Speed	Lap Time	Partial	Speed	Lap Time	Partial	Speed
1ª - 1	0'36.895	0'36.895	203.390	1'06.670	1'06.670	166.410	0'29.803	0'29.803	229.300	0'31.484	0'31.484	208.093	0'30.284	0'30.284	228.814
1ª - 2	1'21.698	0'44.803		1'54.673	0'48.003		1'07.766	0'37.963		1'10.039	0'38.555		1'09.520	0'39.236	
1ª - 3	1'59.165	0'37.467		2'38.860	0'44.187	PIT	1'40.546	0'32.780		1'44.796	0'34.757		1'43.584	0'34.064	
2ª - 1	0'33.788	0'33.788	204.159	0'58.783	0'58.783	166.667	0'29.640	0'29.640	231.760	0'29.658	0'29.658	232.258	0'30.086	0'30.086	229.788
2ª - 2	1'18.198	0'44.410		1'37.150	0'38.367		1'07.496	0'37.856		1'08.355	0'38.697		1'08.645	0'38.559	
2ª - 3	1'54.364	0'36.166		2'11.139	0'33.989		1'40.225	0'32.729		1'44.663	0'36.308		1'42.322	0'33.677	
3ª - 1	0'34.080	0'34.080	213.018	0'29.660	0'29.660	231.760	0'29.348	0'29.348	233.262	0'29.777	0'29.777	232.259	0'30.052	0'30.052	230.770
3ª - 2	1'17.850	0'43.770		1'07.843	0'38.183		1'07.227	0'37.879		1'08.458	0'38.681		1'10.882	0'40.830	
3ª - 3	1'53.560	0'35.710		1'41.250	0'33.407		1'39.777	0'32.550		1'41.581	0'33.123		1'54.619	0'43.737	PIT
4ª - 1	0'31.284	0'31.284	229.788	0'29.700	0'29.700	231.760	0'29.313	0'29.313	233.767	0'29.708	0'29.708	232.258	7'17.124	7'17.124	120.806
4ª - 2	1'11.094	0'39.810		1'07.497	0'37.797		1'07.059	0'37.746		1'08.021	0'38.313		7'58.954	0'41.830	
4ª - 3	1'46.671	0'35.577		1'40.740	0'33.243		1'41.262	0'34.203		1'46.388	0'38.367		8'33.725	0'34.771	
5ª - 1	0'34.934	0'34.934	216.001	0'29.637	0'29.637	232.259	0'29.669	0'29.669	230.770	0'29.679	0'29.679	234.783	0'30.496	0'30.496	229.300
5ª - 2	1'20.943	0'46.009		1'07.522	0'37.885		1'08.904	0'39.235		1'07.638	0'37.959		1'09.116	0'38.620	
5ª - 3	1'57.791	0'36.848		1'40.639	0'33.117		1'48.091	0'39.187	PIT	1'40.648	0'33.010		1'42.746	0'33.630	
6ª - 1	0'31.077	0'31.077	204.934	0'29.539	0'29.539	232.259	8'27.829	8'27.829	164.886	0'31.729	0'31.729	235.808	0'29.710	0'29.710	230.770
6ª - 2	1'10.068	0'38.991		1'07.325	0'37.786		9'07.129	0'39.300		1'11.203	0'39.474		1'07.734	0'38.024	
6ª - 3	1'43.801	0'33.733		1'40.559	0'33.234		9'40.561	0'33.432		1'46.132	0'34.929		1'40.662	0'32.928	
7ª - 1	0'30.475	0'30.475	229.300	0'29.490	0'29.490	232.259	0'29.455	0'29.455	231.760	0'29.593	0'29.593	233.767	0'29.641	0'29.641	231.760
7ª - 2	1'13.229	0'42.754		1'07.213	0'37.723		1'07.231	0'37.776		1'07.749	0'38.156		1'07.466	0'37.825	
7ª - 3	1'56.298	0'43.069	PIT	1'40.326	0'33.113		1'40.388	0'33.157		1'47.841	0'40.092	PIT	1'40.456	0'32.990	
8ª - 1	9'40.106	9'40.106	146.740	0'29.570	0'29.570	232.759	0'29.494	0'29.494	232.759	5'51.216	5'51.216	129.964	0'29.643	0'29.643	232.258
8ª - 2	10'21.904	0'41.798		1'07.474	0'37.904		1'07.307	0'37.813		6'42.820	0'51.604		1'07.545	0'37.902	
8ª - 3	10'55.190	0'33.286		1'40.634	0'33.160		1'40.090	0'32.783		7'24.897	0'42.077		1'40.856	0'33.311	
9ª - 1	0'29.918	0'29.918	227.369	0'31.347	0'31.347	232.759	0'29.382	0'29.382	232.759	0'35.751	0'35.751	199.631	0'29.687	0'29.687	230.770
9ª - 2	1'07.658	0'37.740		1'10.834	0'39.487		1'07.203	0'37.821		1'18.576	0'42.825		1'07.438	0'37.751	
9ª - 3	1'40.092	0'32.434		1'55.820	0'44.986	PIT	1'40.130	0'32.927		1'53.446	0'34.870		1'40.562	0'33.124	
10ª - 1	0'29.549	0'29.549	229.788	12'26.211	12'26.211	169.279	0'29.516	0'29.516	232.259	0'29.594	0'29.594	232.759	0'30.817	0'30.817	231.264
10ª - 2	1'07.237	0'37.688		13'07.773	0'41.562		1'07.255	0'37.739		1'07.137	0'37.543		1'10.576	0'39.759	
10ª - 3	1'40.018	0'32.781		13'41.801	0'34.028		1'40.029	0'32.774		1'39.747	0'32.610		1'53.586	0'43.010	PIT
11ª - 1	0'29.564	0'29.564	230.278	0'30.008	0'30.008	226.891	0'29.467	0'29.467	232.259	0'29.469	0'29.469	234.274	12'32.765	12'32.765	175.325
11ª - 2	1'07.189	0'37.625		1'08.221	0'38.213		1'07.177	0'37.710		1'06.899	0'37.430		13'12.327	0'39.562	
11ª - 3	1'39.720	0'32.531		1'41.262	0'33.041		1'40.072	0'32.895		1'39.268	0'32.369		13'45.520	0'33.193	
12ª - 1	0'29.688	0'29.688	230.770	0'29.624	0'29.624	230.770	0'29.510	0'29.510	232.759	0'29.349	0'29.349	235.808	0'29.817	0'29.817	230.770
12ª - 2	1'07.307	0'37.619		1'07.437	0'37.813		1'08.321	0'38.811		1'06.807	0'37.458		1'08.067	0'38.250	
12ª - 3	1'39.913	0'32.606		1'40.312	0'32.875		1'48.524	0'40.203	PIT	1'39.574	0'32.767		1'41.324	0'33.257	
13ª - 1	0'29.569	0'29.569	230.278	0'29.572	0'29.572	232.259				0'29.713	0'29.713	236.324	0'29.684	0'29.684	231.760
13ª - 2	1'07.210	0'37.641		1'07.288	0'37.716					1'10.444	0'40.731		1'07.740	0'38.056	
13ª - 3	1'39.846	0'32.636		1'40.168	0'32.880					1'44.148	0'33.704		1'40.794	0'33.054	
14ª - 1	0'29.445	0'29.445	231.760	0'29.347	0'29.347	232.759				0'29.467	0'29.467	234.274	0'29.631	0'29.631	231.760
14ª - 2	1'07.433	0'37.988		1'07.063	0'37.716					1'07.456	0'37.989		1'07.655	0'38.024	
14ª - 3	1'47.486	0'40.053	PIT	1'40.076	0'33.013					1'48.628	0'41.172	PIT	1'40.752	0'33.097	
15ª - 1	9'04.601	9'04.601	173.914	0'29.456	0'29.456	233.767							0'29.642	0'29.642	231.760
15ª - 2	9'50.091	0'45.490		1'07.039	0'37.583								1'07.717	0'38.075	
15ª - 3	10'24.420	0'34.329		1'40.004	0'32.965								1'41.022	0'33.305	
16ª - 1	0'29.716	0'29.716	231.760	0'29.310	0'29.310	233.262							0'30.455	0'30.455	231.264
16ª - 2	1'07.504	0'37.788		1'07.797	0'38.487								1'12.052	0'41.597	
16ª - 3	1'40.078	0'32.574		1'40.743	0'32.946								1'53.130	0'41.078	PIT
17ª - 1	0'29.592	0'29.592	230.770	0'29.952	0'29.952	233.767									
17ª - 2	1'07.200	0'37.608		1'10.532	0'40.580										
17ª - 3	1'39.745	0'32.545		2'00.159	0'49.627	PIT									
18ª - 1	0'29.446	0'29.446	231.264												
18ª - 2	1'07.181	0'37.735													
18ª - 3	1'40.306	0'33.125													
19ª - 1	0'29.536	0'29.536	231.264												
19ª - 2	1'07.372	0'37.836													
19ª - 3	1'39.891	0'32.519													
20ª - 1	0'29.664	0'29.664	231.264												
20ª - 2	1'07.658	0'37.994													
20ª - 3	1'47.153	0'39.495	PIT												
21ª - 1															
21ª - 2															
21ª - 3															



Circuito de Catalunya
Winter Series Barcelona
Free practice - 6

LAP ANALYSIS

18/02/2017

Number	16			17			18			19			22		
Lap	Lap Time	Partial	Speed	Lap Time	Partial	Speed	Lap Time	Partial	Speed	Lap Time	Partial	Speed	Lap Time	Partial	Speed
22 ^a - 1															
22 ^a - 2															
22 ^a - 3															

Ideal Lap	
0'29.445	0'29.445
1'07.053	0'37.608
1'39.487	0'32.434

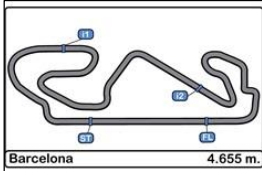
Ideal Lap	
0'29.310	0'29.310
1'06.893	0'37.583
1'39.768	0'32.875

Ideal Lap	
0'29.313	0'29.313
1'07.023	0'37.710
1'39.573	0'32.550

Ideal Lap	
0'29.349	0'29.349
1'06.779	0'37.430
1'39.148	0'32.369

Ideal Lap	
0'29.631	0'29.631
1'07.382	0'37.751
1'40.310	0'32.928

Ideal Best Lap	
0'29.109	0'29.109
1'06.288	0'37.179
1'38.657	0'32.369

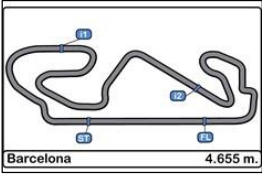


Circuito de Catalunya
Winter Series Barcelona
Free practice - 6

LAP ANALYSIS

18/02/2017

Number	24			42			43		
	Lap Time	Partial	Speed	Lap Time	Partial	Speed	Lap Time	Partial	Speed
1 ^a - 1	0'31.354	0'31.354	223.603	0'30.314	0'30.314	229.300	0'30.238	0'30.238	229.788
1 ^a - 2	1'11.170	0'39.816		1'08.592	0'38.278		1'08.256	0'38.018	
1 ^a - 3	1'45.009	0'33.839		1'41.651	0'33.059		1'41.197	0'32.941	
2 ^a - 1	0'30.168	0'30.168	230.770	0'29.639	0'29.639	231.760	0'29.713	0'29.713	231.264
2 ^a - 2	1'08.592	0'38.424		1'07.547	0'37.908		1'07.816	0'38.103	
2 ^a - 3	1'42.150	0'33.558		1'40.350	0'32.803		1'40.906	0'33.090	
3 ^a - 1	0'31.533	0'31.533	232.759	0'29.467	0'29.467	232.759	0'29.735	0'29.735	231.760
3 ^a - 2	1'12.349	0'40.816		1'07.149	0'37.682		1'07.856	0'38.121	
3 ^a - 3	1'45.847	0'33.498		1'40.160	0'33.011		1'40.918	0'33.062	
4 ^a - 1	0'29.694	0'29.694	231.760	0'29.441	0'29.441	233.262	0'29.649	0'29.649	232.258
4 ^a - 2	1'07.831	0'38.137		1'07.394	0'37.953		1'07.658	0'38.009	
4 ^a - 3	1'40.838	0'33.007		1'40.442	0'33.048		1'40.757	0'33.099	
5 ^a - 1	0'30.720	0'30.720	232.759	0'29.405	0'29.405	233.262	0'29.556	0'29.556	233.262
5 ^a - 2	1'08.729	0'38.009		1'07.586	0'38.181		1'07.523	0'37.967	
5 ^a - 3	1'41.661	0'32.932		1'40.866	0'32.280		1'40.573	0'33.050	
6 ^a - 1	0'29.541	0'29.541	232.759	0'33.325	0'33.325	229.300	0'29.702	0'29.702	233.767
6 ^a - 2	1'07.450	0'37.909		1'13.977	0'40.652		1'07.763	0'38.061	
6 ^a - 3	1'40.368	0'32.918		1'48.643	0'34.666		1'40.843	0'33.080	
7 ^a - 1	0'29.463	0'29.463	233.262	0'29.619	0'29.619	232.759	0'29.570	0'29.570	233.262
7 ^a - 2	1'07.703	0'38.240		1'07.732	0'38.113		1'07.511	0'37.941	
7 ^a - 3	1'40.813	0'33.110		1'40.844	0'33.112		1'40.579	0'33.068	
8 ^a - 1	0'29.695	0'29.695	233.767	0'30.774	0'30.774	231.760	0'29.545	0'29.545	234.274
8 ^a - 2	1'07.610	0'37.915		1'10.654	0'39.880		1'07.624	0'38.079	
8 ^a - 3	1'48.915	0'41.305	PIT	1'50.977	0'40.323	PIT	1'45.482	0'37.858	PIT
9 ^a - 1	6'09.745	6'09.745	172.524	16'43.782	16'43.782	150.839	15'05.135	15'05.135	156.296
9 ^a - 2	6'48.662	0'38.917		17'26.338	0'42.556		15'46.851	0'41.716	
9 ^a - 3	7'21.707	0'33.045		18'00.982	0'34.644		16'20.801	0'33.950	
10 ^a - 1	0'29.500	0'29.500	234.783	0'30.462	0'30.462	230.770	0'31.998	0'31.998	204.546
10 ^a - 2	1'07.329	0'37.829		1'09.726	0'39.264		1'10.262	0'38.264	
10 ^a - 3	1'40.332	0'33.003		1'43.568	0'33.842		1'42.999	0'32.737	
11 ^a - 1	0'29.526	0'29.526	235.295	0'29.373	0'29.373	232.258	0'29.400	0'29.400	232.759
11 ^a - 2	1'07.452	0'37.926		1'06.833	0'37.460		1'06.770	0'37.370	
11 ^a - 3	1'40.317	0'32.865		1'39.336	0'32.503		1'39.301	0'32.531	
12 ^a - 1	0'29.481	0'29.481	233.767	0'29.225	0'29.225	233.262	0'29.360	0'29.360	232.259
12 ^a - 2	1'07.299	0'37.818		1'06.551	0'37.326		1'06.847	0'37.487	
12 ^a - 3	1'40.354	0'33.055		1'39.163	0'32.612		1'39.341	0'32.494	
13 ^a - 1	0'29.471	0'29.471	233.767	0'29.270	0'29.270	233.767	0'29.394	0'29.394	233.262
13 ^a - 2	1'07.310	0'37.839		1'06.893	0'37.623		1'07.109	0'37.715	
13 ^a - 3	1'40.279	0'32.969		1'39.636	0'32.743		1'40.228	0'33.119	
14 ^a - 1	0'29.538	0'29.538	233.262	0'30.894	0'30.894	232.259	0'31.213	0'31.213	203.008
14 ^a - 2	1'07.455	0'37.917		1'11.073	0'40.179		1'09.304	0'38.091	
14 ^a - 3	1'48.187	0'40.732	PIT	1'54.385	0'43.312	PIT	1'47.610	0'38.306	PIT
15 ^a - 1	5'42.222	5'42.222	165.899						
15 ^a - 2	6'24.968	0'42.746							
15 ^a - 3	6'58.711	0'33.743							
16 ^a - 1	0'32.012	0'32.012	199.263						
16 ^a - 2	1'10.218	0'38.206							
16 ^a - 3	1'43.340	0'33.122							
17 ^a - 1	0'29.427	0'29.427	234.274						
17 ^a - 2	1'07.250	0'37.823							
17 ^a - 3	1'39.890	0'32.640							
18 ^a - 1	0'29.401	0'29.401	235.295						
18 ^a - 2	1'07.051	0'37.650							
18 ^a - 3	1'39.621	0'32.570							
19 ^a - 1	0'29.290	0'29.290	235.808						
19 ^a - 2	1'07.065	0'37.775							
19 ^a - 3	1'39.793	0'32.728							
20 ^a - 1	0'29.350	0'29.350	235.295						
20 ^a - 2	1'07.019	0'37.669							
20 ^a - 3	1'39.614	0'32.595							
21 ^a - 1	0'31.479	0'31.479	234.783						
21 ^a - 2	1'13.053	0'41.574							
21 ^a - 3	1'47.319	0'34.266							



Circuito de Catalunya
Winter Series Barcelona
Free practice - 6

LAP ANALYSIS

18/02/2017

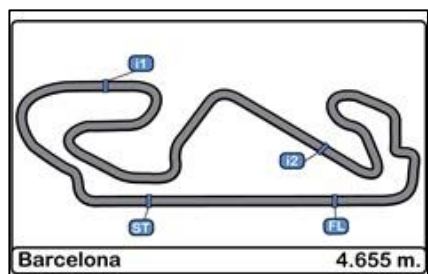
Number	24			42			43		
Lap	Lap Time	Partial	Speed	Lap Time	Partial	Speed	Lap Time	Partial	Speed
22 ^a - 1	0'29.410	0'29.410	234.274						
22 ^a - 2	1'08.411	0'39.001							
22 ^a - 3	1'50.378	0'41.967	PIT						

Ideal Lap	
0'29.290	0'29.290
1'06.940	0'37.650
1'39.510	0'32.570

Ideal Lap	
0'29.225	0'29.225
1'06.551	0'37.326
1'39.054	0'32.503

Ideal Lap	
0'29.360	0'29.360
1'06.730	0'37.370
1'39.224	0'32.494

Ideal Best Lap	
0'29.109	0'29.109
1'06.288	0'37.179
1'38.657	0'32.369



Circuito de Catalunya
Winter Series Barcelona
Free practice - 6

Best Sectors Results

18/02/2017

Sector - 1		Sector - 2		Sector - 3		Ideal Lap vs Best Lap					
Ord.	Nº Driver	Time	Nº Driver	Time	Nº Driver	Time	Ord.	Nº Driver	Ideal Lap	Best Lap	Ord.
1	1 Petru Florescu	29.109	1 Petru Florescu	37.179	19 Alfonso Celis, jr	32.369	1	1 Petru Florescu	1'38.732	1'38.789	1
2	42 Eliseo Martinez Meroño	29.225	42 Eliseo Martinez Meroño	37.326	16 Nikita Troitckii	32.434	2	42 Eliseo Martinez Meroño	1'39.054	1'39.163	3
3	24 Ameya Vaidyanathan	29.290	12 Christian Hahn	37.345	12 Christian Hahn	32.435	3	12 Christian Hahn	1'39.110	1'39.110	2
4	17 Devlin De Francesco	29.310	43 Pedro Cardoso	37.370	1 Petru Florescu	32.444	4	19 Alfonso Celis, jr	1'39.148	1'39.268	4
5	18 Jannes Fittje	29.313	19 Alfonso Celis, jr	37.430	43 Pedro Cardoso	32.494	5	43 Pedro Cardoso	1'39.224	1'39.301	5
6	12 Christian Hahn	29.330	2 Marta Garcia	37.484	42 Eliseo Martinez Meroño	32.503	6	16 Nikita Troitckii	1'39.487	1'39.720	7
7	19 Alfonso Celis, jr	29.349	17 Devlin De Francesco	37.583	18 Jannes Fittje	32.550	7	24 Ameya Vaidyanathan	1'39.510	1'39.614	6
8	43 Pedro Cardoso	29.360	16 Nikita Troitckii	37.608	24 Ameya Vaidyanathan	32.570	8	18 Jannes Fittje	1'39.573	1'39.777	9
9	4 Matheus Lorio	29.375	3 Thiago Vivalqua	37.624	4 Matheus Lorio	32.640	9	2 Marta Garcia	1'39.663	1'39.809	10
10	16 Nikita Troitckii	29.445	24 Ameya Vaidyanathan	37.650	2 Marta Garcia	32.649	10	4 Matheus Lorio	1'39.762	1'39.773	8
11	3 Thiago Vivalqua	29.470	18 Jannes Fittje	37.710	3 Thiago Vivalqua	32.669	11	3 Thiago Vivalqua	1'39.763	1'39.902	11
12	2 Marta Garcia	29.530	4 Matheus Lorio	37.747	17 Devlin De Francesco	32.875	12	17 Devlin De Francesco	1'39.768	1'40.004	12
13	22 Daniel Pronenko	29.631	22 Daniel Pronenko	37.751	22 Daniel Pronenko	32.928	13	22 Daniel Pronenko	1'40.310	1'40.456	13



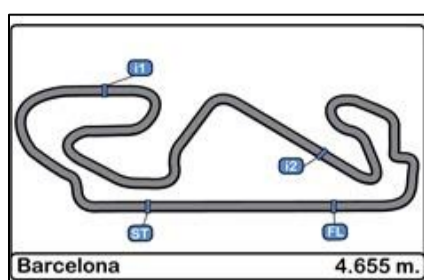
Circuito de Catalunya
Winter Series Barcelona
Free practice - 6

Best Top Speeds

18/02/2017

Ord.	Nº	Entrant	Nat.	Driver	Nat.	Cat.	Cla.	Chassis	Team	Top 1		Top 2		Top 3		Top 4		Top 5		Avg.	
										Km/h	Lap	Km/h	Lap	Km/h	Lap	Km/h	Lap	Km/h	Lap		
1	1	Campos Racing	ESP	Petru Florescu	ROU	R	1º	Dallara F312			238.411	16	235.808	17	235.808	18	235.294	11	235.294	19	236.123
2	4	Campos Racing	ESP	Matheus Lorio	BRA			Dallara F312			236.842	21	236.324	18	236.324	20	235.294	19	234.783	17	235.913
3	12	Drivex School	ESP	Christian Hahn	BRA	R	2º	Dallara F312			236.324	7	234.273	6	234.273	12	233.766	11	232.759	5	234.279
4	19	Fortec Motorsport	GBR	Alfonso Celis, jr	MEX			Dallara F312			236.324	14	235.808	7	235.808	13	234.783	6	234.273	12	235.399
5	24	Carlin Motorsport	GBR	Ameya Vaidyanathan	IND			Dallara F312			235.808	20	235.294	12	235.294	21	235.294	19	234.783	11	235.295
6	2	Campos Racing	ESP	Marta Garcia	ESP	R	3º	Dallara F312			234.273	12	233.766	10	233.261	11	232.759	8	232.759	9	233.364
7	43	RACE	ESP	Pedro Cardoso	BRA			Dallara F312			234.273	9	233.766	7	233.261	8	233.261	6	233.261	14	233.565
8	17	Carlin Motorsport	GBR	Devlin De Francesco	CAN	R	4º	Dallara F312			233.766	18	233.766	16	233.261	17	232.759	9	232.759	10	233.262
9	18	Fortec Motorsport	GBR	Jannes Fittje	DEU	R	5º	Dallara F312			233.766	5	233.261	4	232.759	9	232.759	10	232.759	13	233.061
10	42	RACE	ESP	Eliseo Martinez Meroño	ESP	R	6º	Dallara F312			233.766	14	233.261	13	233.261	5	233.261	6	232.759	4	233.262
11	3	Campos Racing	ESP	Thiago Vivalqua	BRA			Dallara F312			233.261	11	232.759	5	232.759	6	232.759	9	232.759	10	232.859
12	22	BVM Racing	ITA	Daniel Pronenko	RUS			Dallara F312			232.258	9	231.760	14	231.760	8	231.760	15	231.760	16	231.859
13	16	Drivex School	ESP	Nikita Troitckii	RUS	R	7º	Dallara F312			231.760	15	231.760	17	231.263	19	231.263	20	231.263	21	231.462



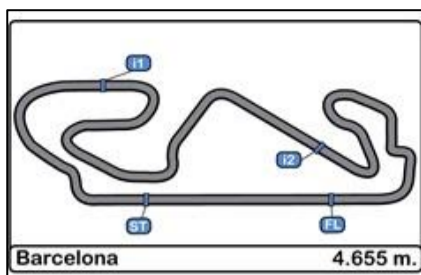


Circuito de Catalunya
Winter Series Barcelona
Free practice - 6

Fastest Lap Sequence

18/02/2017

Time of Day	Session Time	Nº	Entrant	Nat.	Driver	Nat.	Cat.	Chassis	Team	Time	Km/h	Lap
11:03'59.586	3'34.578	19	Fortec Motorsport	GBR	Alfonso Celis, jr	MEX		Dallara F312	Fortec Motorsport	1'44.796	159.911	2
11:04'23.660	3'58.728	3	Campos Racing	ESP	Thiago Vivalqua	BRA		Dallara F312	Campos Racing	1'43.513	161.893	2
11:05'17.672	4'52.718	1	Campos Racing	ESP	Petru Florescu	ROU	R	Dallara F312	Campos Racing	1'42.727	163.131	2
11:06'04.190	5'39.244	3	Campos Racing	ESP	Thiago Vivalqua	BRA		Dallara F312	Campos Racing	1'40.516	166.720	3
11:07'44.441	7'19.483	3	Campos Racing	ESP	Thiago Vivalqua	BRA		Dallara F312	Campos Racing	1'40.239	167.180	4
11:09'24.582	8'59.642	3	Campos Racing	ESP	Thiago Vivalqua	BRA		Dallara F312	Campos Racing	1'40.159	167.314	5
11:12'10.255	11'45.325	18	Fortec Motorsport	GBR	Jannes Fittje	DEU	R	Dallara F312	Fortec Motorsport	1'39.777	167.955	4
11:25'24.846	24'59.921	19	Fortec Motorsport	GBR	Alfonso Celis, jr	MEX		Dallara F312	Fortec Motorsport	1'39.747	168.005	11
11:27'04.107	26'39.189	19	Fortec Motorsport	GBR	Alfonso Celis, jr	MEX		Dallara F312	Fortec Motorsport	1'39.268	168.816	12
11:29'32.641	29'07.623	12	Drivex School	ESP	Christian Hahn	BRA	R	Dallara F312	Drivex School	1'39.110	169.085	11
11:42'26.567	42'01.644	1	Campos Racing	ESP	Petru Florescu	ROU	R	Dallara F312	Campos Racing	1'38.936	169.382	15
11:47'33.397	47'08.487	1	Campos Racing	ESP	Petru Florescu	ROU	R	Dallara F312	Campos Racing	1'38.789	169.634	18

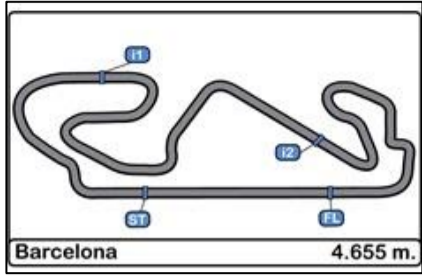


Circuito de Catalunya Winter Series Barcelona

Event Maximum Speed

18/02/2017

Ord.	Nº	Entrant	Nat.	Driver	Nat.	Cat.	Cla.	Chassis	Team	Km/h	Lap	Session
1	1	Campos Racing	ESP	Petru Florescu	ROU	R	1 ^o	Dallara F312	Campos Racing	238.411	16	Free practice - 6
2	4	Campos Racing	ESP	Matheus Lorio	BRA			Dallara F312	Campos Racing	236.843	21	Free practice - 6
3	12	Drivex School	ESP	Christian Hahn	BRA	R	2 ^o	Dallara F312	Drivex School	236.324	7	Free practice - 6
4	19	Fortec Motorsport	GBR	Alfonso Celis, jr	MEX			Dallara F312	Fortec Motorsport	236.324	14	Free practice - 6
5	43	RACE	ESP	Pedro Cardoso	BRA			Dallara F312	Teo Martin Motorsport	236.324	17	Free practice - 5
6	2	Campos Racing	ESP	Marta Garcia	ESP	R	3 ^o	Dallara F312	Campos Racing	235.808	14	Free practice - 5
7	18	Fortec Motorsport	GBR	Jannes Fittje	DEU	R	4 ^o	Dallara F312	Fortec Motorsport	235.808	23	Free practice - 5
8	24	Carlin Motorsport	GBR	Ameya Vaidyanathan	IND			Dallara F312	Carlin Motorsport	235.808	20	Free practice - 6
9	3	Campos Racing	ESP	Thiago Vivalqua	BRA			Dallara F312	Campos Racing	235.295	19	Free practice - 5
10	42	RACE	ESP	Eliseo Martinez Meroño	ESP	R	5 ^o	Dallara F312	Teo Martin Motorsport	235.295	11	Free practice - 5
11	17	Carlin Motorsport	GBR	Devlin De Francesco	CAN	R	6 ^o	Dallara F312	Carlin Motorsport	234.783	6	Free practice - 5
12	22	BVM Racing	ITA	Daniel Pronenko	RUS			Dallara F312	BVM Racing	232.258	9	Free practice - 6
13	16	Drivex School	ESP	Nikita Troitckii	RUS	R	7 ^o	Dallara F312	Drivex School	231.760	15	Free practice - 6

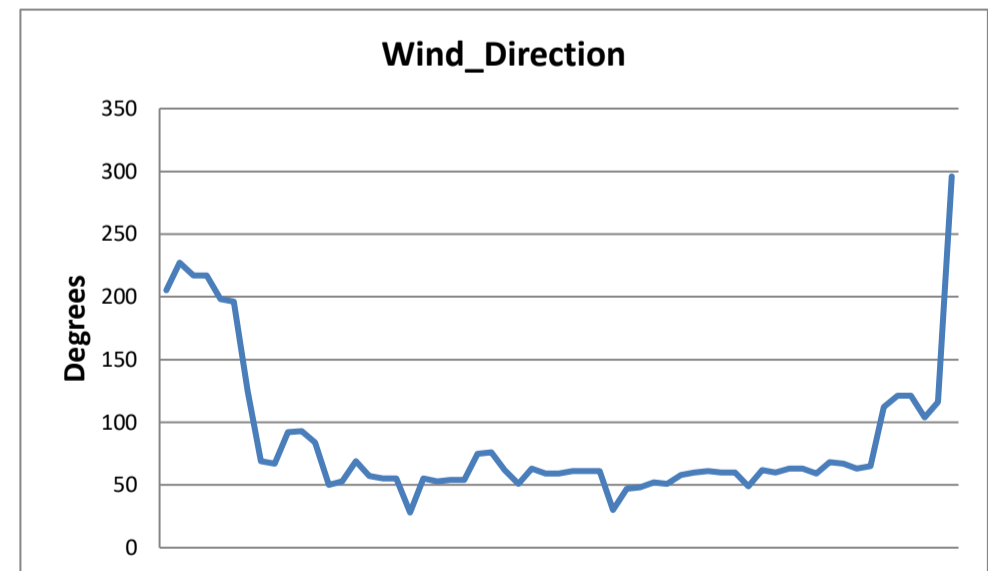
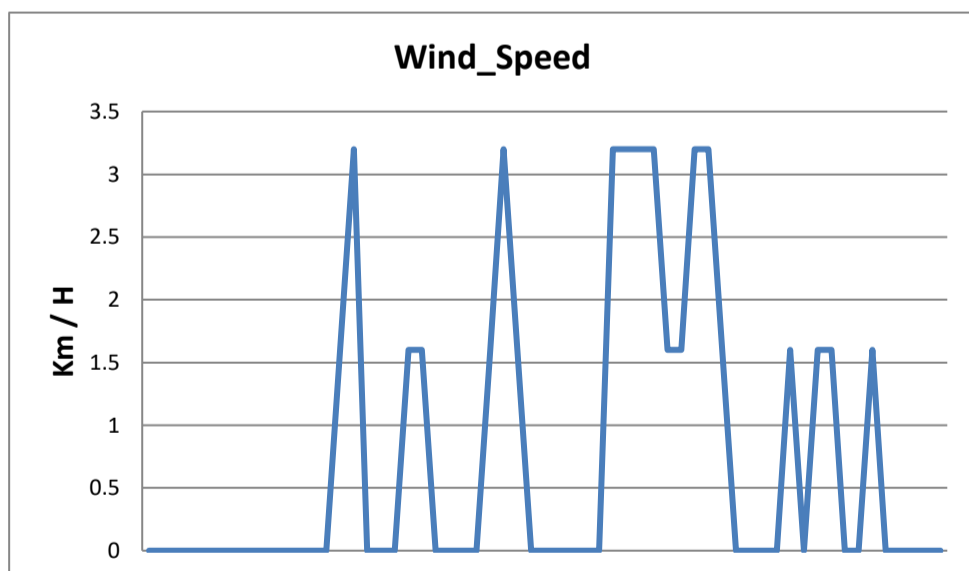
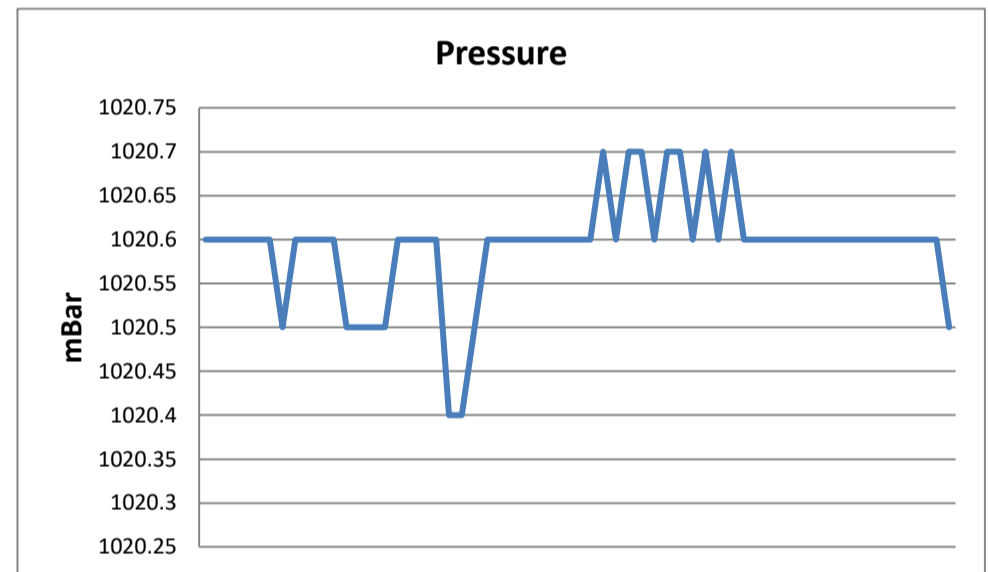
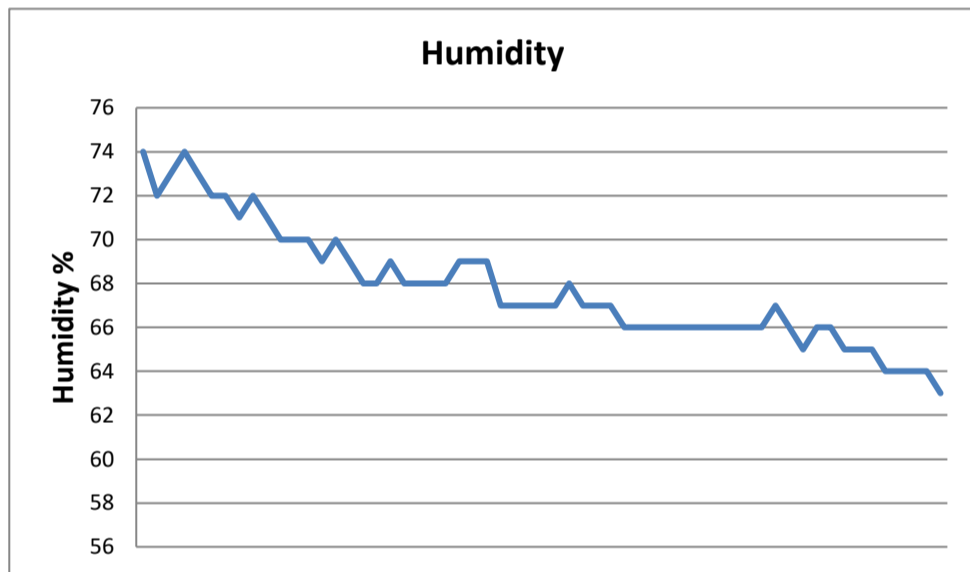
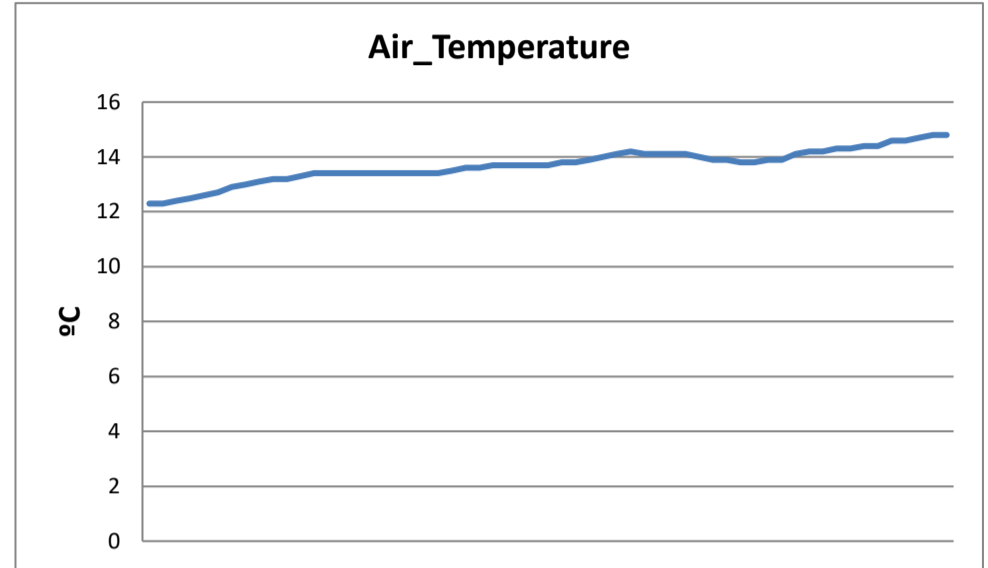
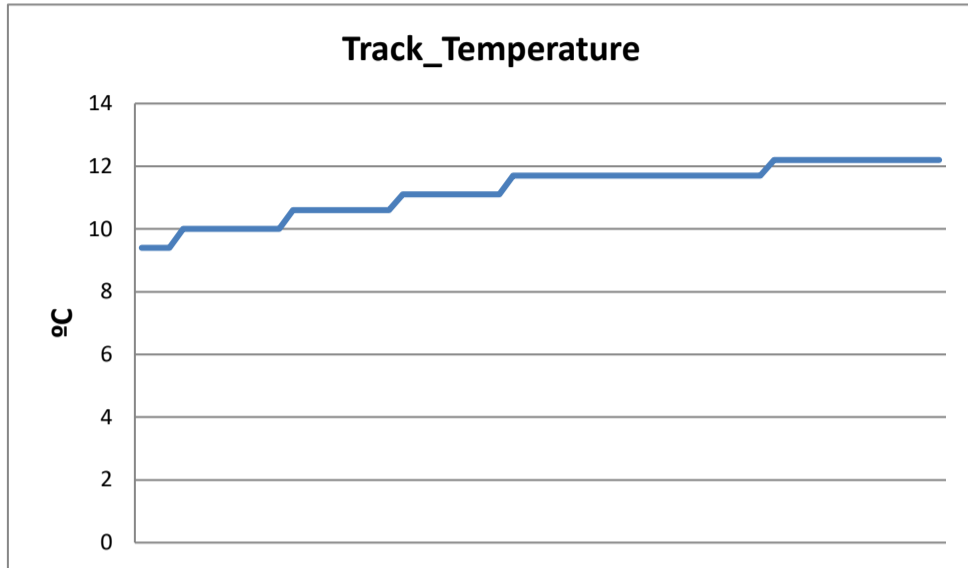


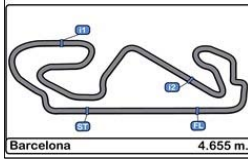
Circuito de Catalunya
Winter Series Barcelona
Free practice - 6

WEATHER REPORT

18/02/2017

Track Status DRY





**Circuito de Catalunya
Winter Series Barcelona**

PRIVATE TESTS 5 & 6 RESULTS

18/02/2017

Ord.	Nº	Entrant	Nat.	Driver	Nat.	Cat.	Cla.	Chassis	Team	Laps	Laps1	BL1	Time-1	Laps2	BL2	Time-2	Best	Km/h
1	18	Fortec Motorsport	GBR	Jannes Fittje	DEU	R	1º	Dallara F312	Fortec Motorsport	37	24	23	1'38.550	13	4	1'39.777	1'38.550	170.046
2	1	Campos Racing	ESP	Petru Florescu	ROU	R	2º	Dallara F312	Campos Racing	39	20	18	1'38.604	19	18	1'38.789	1'38.604	169.953
3	16	Drivex School	ESP	Nikita Troitckii	RUS	R	3º	Dallara F312	Drivex School	39	18	16	1'38.642	21	12	1'39.720	1'38.642	169.887
4	24	Carlin Motorsport	GBR	Ameya Vaidyanathan	IND			Dallara F312	Carlin Motorsport	45	22	20	1'38.686	23	21	1'39.614	1'38.686	169.811
5	3	Campos Racing	ESP	Thiago Vivalqua	BRA			Dallara F312	Campos Racing	32	19	18	1'38.705	13	10	1'39.902	1'38.705	169.779
6	4	Campos Racing	ESP	Matheus Lorio	BRA			Dallara F312	Campos Racing	44	23	22	1'38.729	21	20	1'39.773	1'38.729	169.737
7	17	Carlin Motorsport	GBR	Devlin De Francesco	CAN	R	4º	Dallara F312	Carlin Motorsport	40	22	20	1'39.051	18	16	1'40.004	1'39.051	169.186
8	43	RACE	ESP	Pedro Cardoso	BRA			Dallara F312	Teo Martin Motorsport	35	20	18	1'39.063	15	12	1'39.301	1'39.063	169.165
9	42	RACE	ESP	Eliseo Martinez Meroño	ESP	R	5º	Dallara F312	Teo Martin Motorsport	35	20	18	1'39.083	15	13	1'39.163	1'39.083	169.131
10	12	Drivex School	ESP	Christian Hahn	BRA	R	6º	Dallara F312	Drivex School	35	16	11	1'39.432	19	11	1'39.110	1'39.110	169.085
11	19	Fortec Motorsport	GBR	Alfonso Celis, jr	MEX			Dallara F312	Fortec Motorsport	33	18	12	1'39.473	15	12	1'39.268	1'39.268	168.816
12	2	Campos Racing	ESP	Marta Garcia	ESP	R	7º	Dallara F312	Campos Racing	43	22	20	1'40.004	21	20	1'39.809	1'39.809	167.901
13	22	BVM Racing	ITA	Daniel Pronenko	RUS			Dallara F312	BVM Racing	29	12	7	1'41.148	17	8	1'40.456	1'40.456	166.819

Published at:.....

Stewards:	Race Director:	Timekeeper: 
------------------	-----------------------	---

