

**Circuit de Catalunya**  
**Winter Series Barcelona**  
**Free practice - 2**

**Results**

17/02/2017

Ord.	Nº Entrant	Nat.	Driver	Nat.	Cat.	Cla.	Chassis	Team	Laps	Best Time	Gap	Interval	Km/h
1	1	ESP	Petru Florescu	ROU	R	1º	Dallara F312	Campos Racing	17	1'39.170			168.983
2	3	ESP	Thiago Vivalqua	BRA			Dallara F312	Campos Racing	24	1'39.389	0"219	0"219	168.610
3	16	ESP	Nikita Troitckii	RUS			Dallara F312	Drivex School	16	1'39.461	0"291	0"072	168.488
4	17	GBR	Devlin De Francesco	CAN	R	2º	Dallara F312	Carlin Motorsport	23	1'39.792	0"622	0"331	167.929
5	4	ESP	Matheus Lorio	BRA			Dallara F312	Campos Racing	18	1'39.964	0"794	0"172	167.640
6	18	GBR	Jannes Fittje	DEU	R	3º	Dallara F312	Fortec Motorsport	23	1'40.052	0"882	0"088	167.493
7	2	ESP	Marta Garcia	ESP	R	4º	Dallara F312	Campos Racing	25	1'40.372	1"202	0"320	166.959
8	43	ESP	Pedro Cardoso	BRA			Dallara F312	Teo Martin Motorsport	22	1'40.431	1"261	0"059	166.861
9	22	ITA	Daniel Pronenko	RUS			Dallara F312	BVM Racing	20	1'40.671	1"501	0"240	166.463
10	12	ESP	Christian Hahn	BRA			Dallara F312	Drivex School	19	1'40.693	1"523	0"022	166.427
11	24	GBR	Ameya Vaidyanathan	IND			Dallara F312	Carlin Motorsport	21	1'40.943	1"773	0"250	166.014
12	19	GBR	Alfonso Celis, jr	MEX			Dallara F312	Fortec Motorsport	19	1'40.948	1"778	0"005	166.006
13	42	ESP	Eliseo Martinez Meroño	ESP	R	5º	Dallara F312	Teo Martin Motorsport	21	1'41.188	2"018	0"240	165.613

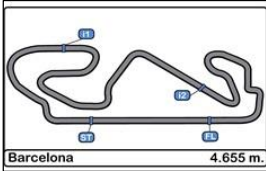
Published at:.....

Track Status **DRY**

Stewards:	Race Director:	Timekeeper: 
-----------	----------------	--







**Circuito de Catalunya**  
**Winter Series Barcelona**  
**Free practice - 2**

**LAP ANALYSIS**

17/02/2017

Number	1			2			3			4			12		
	Lap Time	Partial	Speed	Lap Time	Partial	Speed	Lap Time	Partial	Speed	Lap Time	Partial	Speed	Lap Time	Partial	Speed
22 <sup>a</sup> - 1				0'29.465	0'29.465	234.783	0'29.484	0'29.484	231.264						
22 <sup>a</sup> - 2				1'08.919	0'39.454		1'06.776	0'37.292							
22 <sup>a</sup> - 3				1'42.475	0'33.556		1'39.389	0'32.613							
23 <sup>a</sup> - 1				0'29.539	0'29.539	234.783	0'29.497	0'29.497	231.264						
23 <sup>a</sup> - 2				1'09.153	0'39.614		1'06.889	0'37.392							
23 <sup>a</sup> - 3				1'43.101	0'33.948		1'46.810	0'39.921	PIT						
24 <sup>a</sup> - 1				0'29.637	0'29.637	232.259									
24 <sup>a</sup> - 2				1'12.373	0'42.736										
24 <sup>a</sup> - 3				1'56.802	0'44.429	PIT									

Ideal Lap	
0'29.463	0'29.463
1'06.546	0'37.083
1'39.094	0'32.548

Ideal Lap	
0'29.465	0'29.465
1'07.365	0'37.900
1'40.225	0'32.860

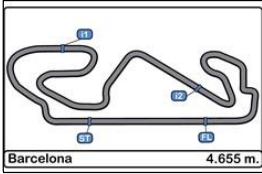
Ideal Lap	
0'29.484	0'29.484
1'06.776	0'37.292
1'39.326	0'32.550

Ideal Lap	
0'29.471	0'29.471
1'07.100	0'37.629
1'39.756	0'32.656

Ideal Lap	
0'29.764	0'29.764
1'07.535	0'37.771
1'40.686	0'33.151

Ideal Best Lap	
0'29.431	0'29.431
1'06.514	0'37.083
1'39.048	0'32.534





**Circuito de Catalunya**  
**Winter Series Barcelona**  
**Free practice - 2**

**LAP ANALYSIS**

17/02/2017

Number	16			17			18			19			22		
Lap	Lap Time	Partial	Speed	Lap Time	Partial	Speed	Lap Time	Partial	Speed	Lap Time	Partial	Speed	Lap Time	Partial	Speed
22 <sup>a</sup> - 1				0'30.802	0'30.802	232.259	0'29.455	0'29.455	231.264						
22 <sup>a</sup> - 2				1'13.269	0'42.467		1'07.244	0'37.789							
22 <sup>a</sup> - 3				2'01.145	0'47.876	PIT	1'47.727	0'40.483	PIT						
23 <sup>a</sup> - 1															
23 <sup>a</sup> - 2															
23 <sup>a</sup> - 3															
24 <sup>a</sup> - 1															
24 <sup>a</sup> - 2															
24 <sup>a</sup> - 3															

Ideal Lap	
0'29.431	0'29.431
1'06.740	0'37.309
1'39.274	0'32.534

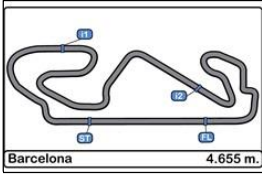
Ideal Lap	
0'29.457	0'29.457
1'06.980	0'37.523
1'39.785	0'32.805

Ideal Lap	
0'29.439	0'29.439
1'07.082	0'37.643
1'39.918	0'32.836

Ideal Lap	
0'29.545	0'29.545
1'07.793	0'38.248
1'40.882	0'33.089

Ideal Lap	
0'29.667	0'29.667
1'07.568	0'37.901
1'40.538	0'32.970

Ideal Best Lap	
0'29.431	0'29.431
1'06.514	0'37.083
1'39.048	0'32.534

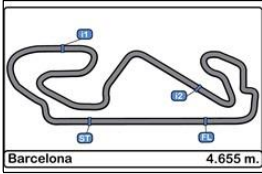


**Circuito de Catalunya**  
**Winter Series Barcelona**  
**Free practice - 2**

**LAP ANALYSIS**

17/02/2017

Number	24			42			43		
	Lap Time	Partial	Speed	Lap Time	Partial	Speed	Lap Time	Partial	Speed
1ª - 1	0'31.718	0'31.718	229.788	0'33.545	0'33.545	210.527	0'30.776	0'30.776	228.330
1ª - 2	1'12.104	0'40.386		1'15.950	0'42.405		1'09.985	0'39.209	
1ª - 3	1'46.306	0'34.202		1'54.416	0'38.466		1'43.894	0'33.909	
2ª - 1	0'30.521	0'30.521	229.788	0'31.532	0'31.532	221.766	0'30.279	0'30.279	229.788
2ª - 2	1'09.713	0'39.192		1'12.100	0'40.568		1'09.070	0'38.791	
2ª - 3	1'43.716	0'34.003		1'46.808	0'34.708		1'42.645	0'33.575	
3ª - 1	0'31.572	0'31.572	230.278	0'31.408	0'31.408	230.278	0'30.080	0'30.080	230.770
3ª - 2	1'15.122	0'43.550		1'11.098	0'39.690		1'08.745	0'38.665	
3ª - 3	1'49.341	0'34.219		1'45.389	0'34.291		1'42.406	0'33.661	
4ª - 1	0'30.131	0'30.131	231.760	0'30.409	0'30.409	232.259	0'30.041	0'30.041	230.770
4ª - 2	1'09.100	0'38.969		1'09.890	0'39.481		1'08.595	0'38.554	
4ª - 3	1'42.753	0'33.653		1'44.133	0'34.243		1'42.115	0'33.520	
5ª - 1	0'29.962	0'29.962	231.760	0'30.213	0'30.213	230.770	0'30.126	0'30.126	230.278
5ª - 2	1'08.790	0'38.828		1'09.467	0'39.254		1'08.426	0'38.300	
5ª - 3	1'53.984	0'45.194	PIT	1'47.879	0'38.412	PIT	1'41.969	0'33.543	
6ª - 1			127.811			148.966	0'29.996	0'29.996	229.788
6ª - 2	12'30.776	12'30.776		10'13.265	10'13.265		1'08.419	0'38.423	
6ª - 3	13'05.696	0'34.920		10'50.117	0'36.852		1'41.995	0'33.576	
7ª - 1			198.166			227.849	0'29.985	0'29.985	230.770
7ª - 2	1'13.548	1'13.548		1'11.638	1'11.638		1'08.409	0'38.424	
7ª - 3	1'46.789	0'33.241		1'46.215	0'34.577		1'42.070	0'33.661	
8ª - 1			233.767			229.788	0'31.035	0'31.035	228.814
8ª - 2	1'09.733	1'09.733		1'10.955	1'10.955		1'11.047	0'40.012	
8ª - 3	1'43.523	0'33.790		1'45.172	0'34.217		1'51.637	0'40.590	PIT
9ª - 1			232.759			229.300			170.887
9ª - 2	1'08.212	1'08.212		1'10.014	1'10.014		13'56.787	13'56.787	
9ª - 3	1'41.427	0'33.215		1'47.703	0'37.689	PIT	14'30.538	0'33.751	
10ª - 1	0'29.735	0'29.735	231.760	4'49.445	4'49.445	137.056	0'30.044	0'30.044	229.788
10ª - 2	1'07.889	0'38.154		5'32.073	0'42.628		1'08.707	0'38.663	
10ª - 3	1'40.943	0'33.054		6'06.675	0'34.602		1'42.070	0'33.363	
11ª - 1	0'29.773	0'29.773	231.264	0'30.881	0'30.881	227.369	0'29.934	0'29.934	231.264
11ª - 2	1'08.123	0'38.350		1'09.791	0'38.910		1'08.166	0'38.232	
11ª - 3	1'41.309	0'33.186		1'43.235	0'33.444		1'41.706	0'33.540	
12ª - 1	0'29.835	0'29.835	231.760	0'30.099	0'30.099	229.300	0'29.891	0'29.891	230.770
12ª - 2	1'07.944	0'38.109		1'08.616	0'38.517		1'08.238	0'38.347	
12ª - 3	1'50.007	0'42.063	PIT	1'42.134	0'33.518		1'41.621	0'33.383	
13ª - 1	6'12.381	6'12.381	174.475	0'30.081	0'30.081	229.300	0'29.767	0'29.767	231.264
13ª - 2	6'51.193	0'38.812		1'08.483	0'38.402		1'08.001	0'38.234	
13ª - 3	7'24.640	0'33.447		1'41.797	0'33.314		1'42.246	0'34.245	
14ª - 1	0'29.910	0'29.910	231.760	0'29.953	0'29.953	230.278	0'29.662	0'29.662	232.259
14ª - 2	1'08.280	0'38.370		1'08.184	0'38.231		1'08.379	0'38.717	
14ª - 3	1'41.887	0'33.607		1'41.341	0'33.157		1'41.826	0'33.447	
15ª - 1	0'29.844	0'29.844	232.759	0'29.962	0'29.962	230.770	0'29.825	0'29.825	231.264
15ª - 2	1'08.030	0'38.186		1'08.547	0'38.585		1'08.140	0'38.315	
15ª - 3	1'41.337	0'33.307		1'41.763	0'33.216		1'41.730	0'33.590	
16ª - 1	0'29.821	0'29.821	232.258	0'29.905	0'29.905	230.770	0'29.835	0'29.835	231.264
16ª - 2	1'08.064	0'38.243		1'08.107	0'38.202		1'09.241	0'39.406	
16ª - 3	1'42.275	0'34.211		1'41.304	0'33.197		1'49.746	0'40.505	PIT
17ª - 1	0'29.821	0'29.821	231.760	0'31.555	0'31.555	230.770	6'02.696	6'02.696	172.801
17ª - 2	1'08.114	0'38.293		1'11.766	0'40.211		6'44.892	0'42.196	
17ª - 3	1'41.430	0'33.316		1'45.766	0'34.000		7'19.065	0'34.173	
18ª - 1	0'29.795	0'29.795	231.264	0'29.905	0'29.905	231.264	0'30.420	0'30.420	230.770
18ª - 2	1'08.753	0'38.958		1'08.096	0'38.191		1'09.184	0'38.764	
18ª - 3	1'42.444	0'33.691		1'41.188	0'33.092		1'42.729	0'33.545	
19ª - 1	0'29.632	0'29.632	232.759	0'29.888	0'29.888	230.278	0'29.673	0'29.673	233.262
19ª - 2	1'07.734	0'38.102		1'08.183	0'38.295		1'07.709	0'38.036	
19ª - 3	1'41.188	0'33.454		1'41.349	0'33.166		1'40.789	0'33.080	
20ª - 1	0'29.806	0'29.806	232.759	0'31.002	0'31.002	228.330	0'29.583	0'29.583	231.264
20ª - 2	1'07.896	0'38.090		1'10.887	0'39.885		1'07.478	0'37.895	
20ª - 3	1'51.223	0'43.327	PIT	1'52.419	0'41.532	PIT	1'40.431	0'32.953	
21ª - 1							0'29.591	0'29.591	231.264
21ª - 2							1'09.925	0'40.334	
21ª - 3							1'51.119	0'41.194	PIT



**Circuito de Catalunya**  
**Winter Series Barcelona**  
**Free practice - 2**

**LAP ANALYSIS**

17/02/2017

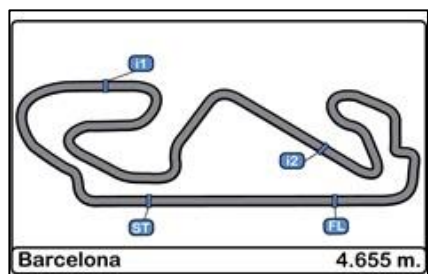
Number	24			42			43		
Lap	Lap Time	Partial	Speed	Lap Time	Partial	Speed	Lap Time	Partial	Speed
22 <sup>a</sup> - 1									
22 <sup>a</sup> - 2									
22 <sup>a</sup> - 3									
23 <sup>a</sup> - 1									
23 <sup>a</sup> - 2									
23 <sup>a</sup> - 3									
24 <sup>a</sup> - 1									
24 <sup>a</sup> - 2									
24 <sup>a</sup> - 3									

Ideal Lap	
0'29.632	0'29.632
1'07.722	0'38.090
1'40.776	0'33.054

Ideal Lap	
0'29.888	0'29.888
1'08.079	0'38.191
1'41.171	0'33.092

Ideal Lap	
0'29.583	0'29.583
1'07.478	0'37.895
1'40.431	0'32.953

Ideal Best Lap	
0'29.431	0'29.431
1'06.514	0'37.083
1'39.048	0'32.534



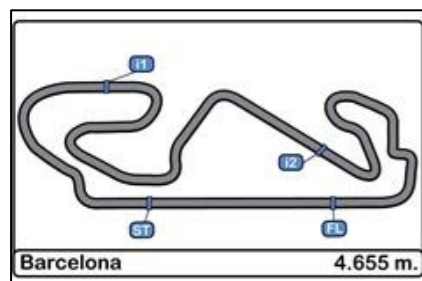
**Circuito de Catalunya**  
**Winter Series Barcelona**  
**Free practice - 2**

**Best Sectors Results**

17/02/2017

Sector - 1		Sector - 2		Sector - 3		Ideal Lap vs Best Lap					
Ord.	Nº Driver	Time	Nº Driver	Time	Nº Driver	Time	Ord.	Nº Driver	Ideal Lap	Best Lap	Ord.
1	16 Nikita Troitckii	29.431	1 Petru Florescu	37.083	16 Nikita Troitckii	32.534	1	1 Petru Florescu	1'39.094	1'39.170	1
2	18 Jannes Fittje	29.439	3 Thiago Vivalqua	37.292	1 Petru Florescu	32.548	2	16 Nikita Troitckii	1'39.274	1'39.461	3
3	17 Devlin De Francesco	29.457	16 Nikita Troitckii	37.309	3 Thiago Vivalqua	32.550	3	3 Thiago Vivalqua	1'39.326	1'39.389	2
4	1 Petru Florescu	29.463	17 Devlin De Francesco	37.523	4 Matheus Lorio	32.656	4	4 Matheus Lorio	1'39.756	1'39.964	5
5	2 Marta Garcia	29.465	4 Matheus Lorio	37.629	17 Devlin De Francesco	32.805	5	17 Devlin De Francesco	1'39.785	1'39.792	4
6	4 Matheus Lorio	29.471	18 Jannes Fittje	37.643	18 Jannes Fittje	32.836	6	18 Jannes Fittje	1'39.918	1'40.052	6
7	3 Thiago Vivalqua	29.484	12 Christian Hahn	37.771	2 Marta Garcia	32.860	7	2 Marta Garcia	1'40.225	1'40.372	7
8	19 Alfonso Celis, jr	29.545	43 Pedro Cardoso	37.895	43 Pedro Cardoso	32.953	8	43 Pedro Cardoso	1'40.431	1'40.431	8
9	43 Pedro Cardoso	29.583	2 Marta Garcia	37.900	22 Daniel Pronenko	32.970	9	22 Daniel Pronenko	1'40.538	1'40.671	9
10	24 Ameya Vaidyanathan	29.632	22 Daniel Pronenko	37.901	24 Ameya Vaidyanathan	33.054	10	12 Christian Hahn	1'40.686	1'40.693	10
11	22 Daniel Pronenko	29.667	24 Ameya Vaidyanathan	38.090	19 Alfonso Celis, jr	33.089	11	24 Ameya Vaidyanathan	1'40.776	1'40.943	11
12	12 Christian Hahn	29.764	42 Eliseo Martinez Meroño	38.191	42 Eliseo Martinez Meroño	33.092	12	19 Alfonso Celis, jr	1'40.882	1'40.948	12
13	42 Eliseo Martinez Meroño	29.888	19 Alfonso Celis, jr	38.248	12 Christian Hahn	33.151	13	42 Eliseo Martinez Meroño	1'41.171	1'41.188	13





**Circuito de Catalunya**  
**Winter Series Barcelona**  
**Free practice - 2**

**Best Top Speeds**

17/02/2017

Ord.	Nº	Entrant	Nat.	Driver	Nat.	Cat.	Cla.	Chassis	Team	Top 1		Top 2		Top 3		Top 4		Top 5		Avg.
										Km/h	Lap	Km/h	Lap	Km/h	Lap	Km/h	Lap	Km/h	Lap	
1	16	Drivex School	ESP	Nikita Troitckii	RUS			Dallara F312		236.324	7	232.759	6	229.787	5	229.299	4	229.299	15	231.494
2	1	Campos Racing	ESP	Petru Florescu	ROU	R	1º	Dallara F312		235.808	4	234.783	7	232.759	3	232.759	6	232.258	11	233.673
3	2	Campos Racing	ESP	Marta Garcia	ESP	R	2º	Dallara F312		234.783	23	234.783	24	234.273	6	233.261	5	232.759	3	233.972
4	12	Drivex School	ESP	Christian Hahn	BRA			Dallara F312		233.766	16	231.760	6	229.787	5	228.814	10	228.330	9	230.491
5	17	Carlin Motorsport	GBR	Devlin De Francesco	CAN	R	3º	Dallara F312		233.766	15	232.759	7	232.258	14	232.258	23	232.258	21	232.660
6	24	Carlin Motorsport	GBR	Ameya Vaidyanathan	IND			Dallara F312		233.766	9	232.759	10	232.759	16	232.759	20	232.759	21	232.960
7	18	Fortec Motorsport	GBR	Jannes Fittje	DEU	R	4º	Dallara F312		233.261	5	232.258	21	231.760	14	231.760	15	231.760	12	232.160
8	19	Fortec Motorsport	GBR	Alfonso Celis, jr	MEX			Dallara F312		233.261	14	232.759	13	232.759	15	232.759	16	232.258	7	232.759
9	43	RACE	ESP	Pedro Cardoso	BRA			Dallara F312		233.261	20	232.258	15	231.263	22	231.263	12	231.263	14	231.862
10	4	Campos Racing	ESP	Matheus Lorio	BRA			Dallara F312		232.759	18	232.258	8	231.760	5	231.760	6	231.760	17	232.059
11	42	RACE	ESP	Eliseo Martinez Meroño	ESP	R	5º	Dallara F312		232.258	5	231.263	19	230.769	6	230.769	16	230.769	17	231.166
12	3	Campos Racing	ESP	Thiago Vivalqua	BRA			Dallara F312		231.760	7	231.263	5	231.263	8	231.263	12	231.263	13	231.363
13	22	BVM Racing	ITA	Daniel Pronenko	RUS			Dallara F312		231.760	17	231.760	18	231.263	6	231.263	13	231.263	20	231.462



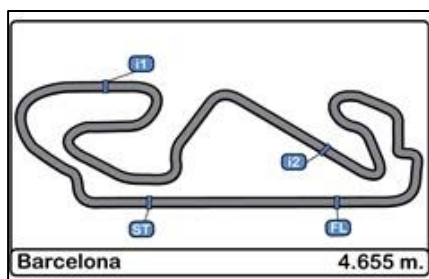


**Circuito de Catalunya**  
**Winter Series Barcelona**  
**Free practice - 2**

**Fastest Lap Sequence**

17/02/2017

Time of Day	Session Time	Nº	Entrant	Nat.	Driver	Nat.	Cat.	Cl.	Chassis	Time	Km/h	Lap
11:04'07.823	3'46.966	19	Fortec Motorsport	GBR	Alfonso Celis, jr	MEX		#N/A	Dallara F312	1'48.487	154.470	2
11:04'27.771	4'06.917	3	Campos Racing	ESP	Thiago Vivalqua	BRA		#N/A	Dallara F312	1'46.315	157.626	2
11:04'44.388	4'23.540	43	RACE	ESP	Pedro Cardoso	BRA		#N/A	Dallara F312	1'43.894	161.299	2
11:05'50.407	5'29.556	19	Fortec Motorsport	GBR	Alfonso Celis, jr	MEX		#N/A	Dallara F312	1'42.590	163.349	3
11:06'10.230	5'49.320	3	Campos Racing	ESP	Thiago Vivalqua	BRA		#N/A	Dallara F312	1'42.403	163.648	3
11:06'12.392	5'51.438	18	Fortec Motorsport	GBR	Jannes Fittje	DEU	R	#N/A	Dallara F312	1'41.526	165.061	3
11:06'35.429	6'14.540	1	Campos Racing	ESP	Petru Florescu	ROU	R	#N/A	Dallara F312	1'41.493	165.115	3
11:06'51.200	6'30.316	16	Drivex School	ESP	Nikita Troitckii	RUS		#N/A	Dallara F312	1'41.380	165.299	3
11:07'51.515	7'30.676	3	Campos Racing	ESP	Thiago Vivalqua	BRA		#N/A	Dallara F312	1'41.356	165.338	4
11:07'53.297	7'32.460	18	Fortec Motorsport	GBR	Jannes Fittje	DEU	R	#N/A	Dallara F312	1'41.022	165.885	4
11:08'31.836	8'10.987	16	Drivex School	ESP	Nikita Troitckii	RUS		#N/A	Dallara F312	1'40.671	166.463	4
11:10'12.479	9'51.543	16	Drivex School	ESP	Nikita Troitckii	RUS		#N/A	Dallara F312	1'40.556	166.653	5
11:24'50.093	24'29.193	3	Campos Racing	ESP	Thiago Vivalqua	BRA		#N/A	Dallara F312	1'40.214	167.222	11
11:26'30.225	26'09.264	3	Campos Racing	ESP	Thiago Vivalqua	BRA		#N/A	Dallara F312	1'40.071	167.461	12
11:39'41.288	39'20.419	16	Drivex School	ESP	Nikita Troitckii	RUS		#N/A	Dallara F312	1'40.066	167.469	10
11:45'06.515	44'45.625	1	Campos Racing	ESP	Petru Florescu	ROU	R	#N/A	Dallara F312	1'39.680	168.118	14
11:46'45.638	46'24.795	1	Campos Racing	ESP	Petru Florescu	ROU	R	#N/A	Dallara F312	1'39.170	168.983	15

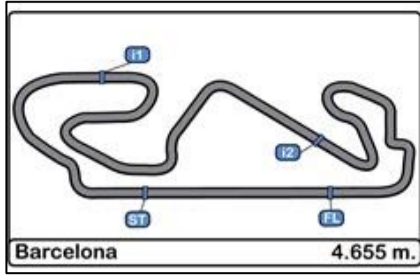


## Circuito de Catalunya Winter Series Barcelona

### Event Maximum Speed

17/02/2017

Ord.	Nº	Entrant	Nat.	Driver	Nat.	Cat.	Cl.	Chassis	Team	Km/h	Lap	Session
1	3	Campos Racing	ESP	Thiago Vivalqua	BRA			Dallara F312	Campos Racing	238.939	16	Free practice - 1
2	2	Campos Racing	ESP	Marta Garcia	ESP	R	1º	Dallara F312	Campos Racing	236.843	19	Free practice - 1
3	16	Drivex School	ESP	Nikita Troitckii	RUS			Dallara F312	Drivex School	236.324	7	Free practice - 2
4	1	Campos Racing	ESP	Petru Florescu	ROU	R	2º	Dallara F312	Campos Racing	235.808	19	Free practice - 1
5	19	Fortec Motorsport	GBR	Alfonso Celis, jr	MEX			Dallara F312	Fortec Motorsport	235.808	9	Free practice - 1
6	12	Drivex School	ESP	Christian Hahn	BRA			Dallara F312	Drivex School	233.767	16	Free practice - 2
7	17	Carlin Motorsport	GBR	Devlin De Francesco	CAN	R	3º	Dallara F312	Carlin Motorsport	233.767	12	Free practice - 1
8	24	Carlin Motorsport	GBR	Ameya Vaidyanathan	IND			Dallara F312	Carlin Motorsport	233.767	9	Free practice - 2
9	18	Fortec Motorsport	GBR	Jannes Fittje	DEU	R	4º	Dallara F312	Fortec Motorsport	233.262	5	Free practice - 2
10	43	RACE	ESP	Pedro Cardoso	BRA			Dallara F312	Teo Martin Motorsport	233.262	20	Free practice - 2
11	4	Campos Racing	ESP	Matheus Lorio	BRA			Dallara F312	Campos Racing	232.759	18	Free practice - 2
12	42	RACE	ESP	Eliseo Martinez Meroño	ESP	R	5º	Dallara F312	Teo Martin Motorsport	232.259	5	Free practice - 2
13	22	BVM Racing	ITA	Daniel Pronenko	RUS			Dallara F312	BVM Racing	231.760	17	Free practice - 2

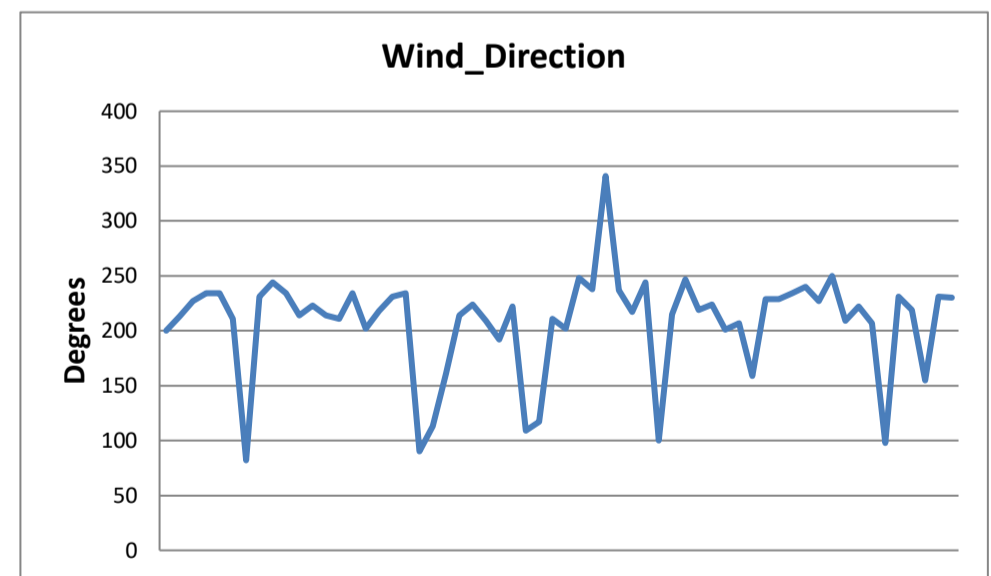
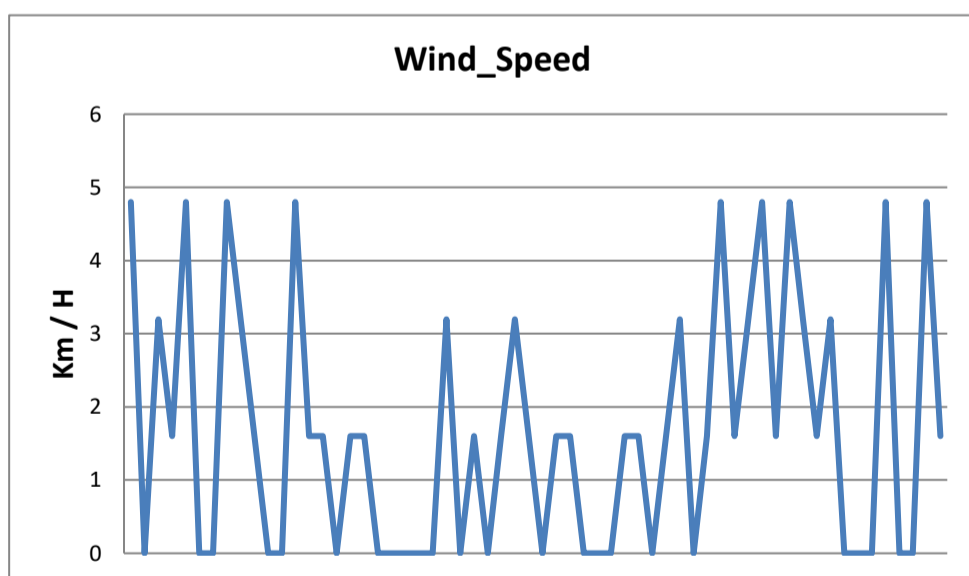
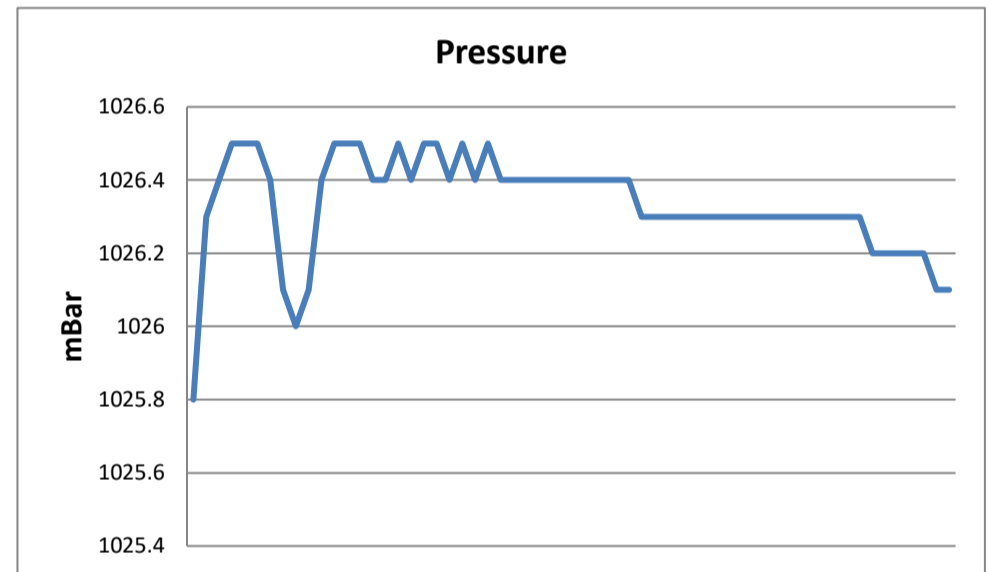
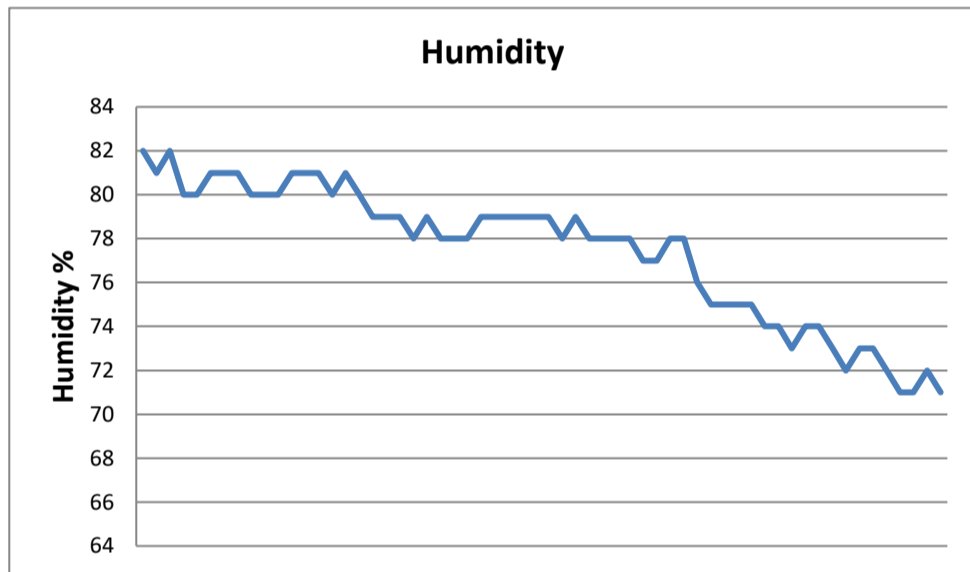
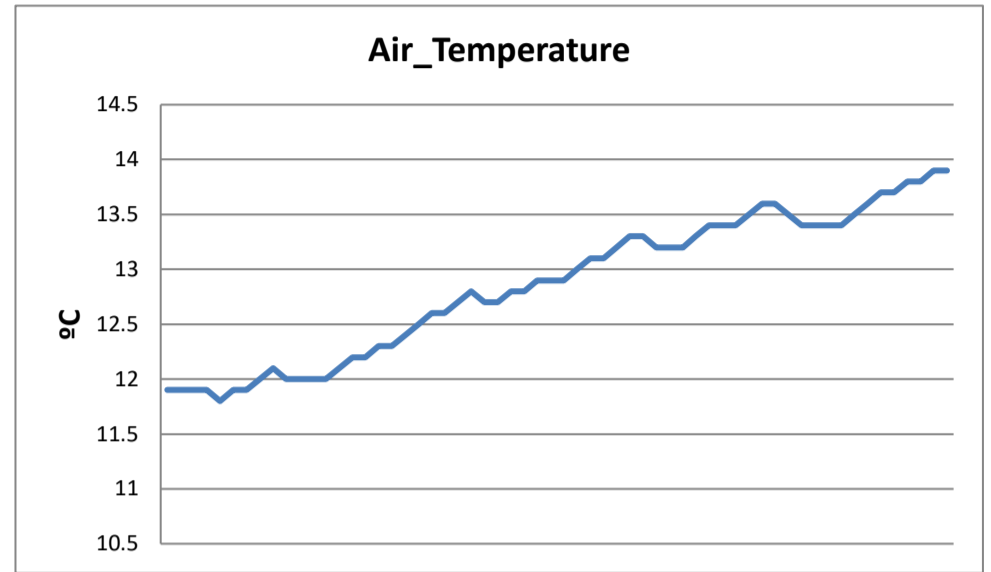
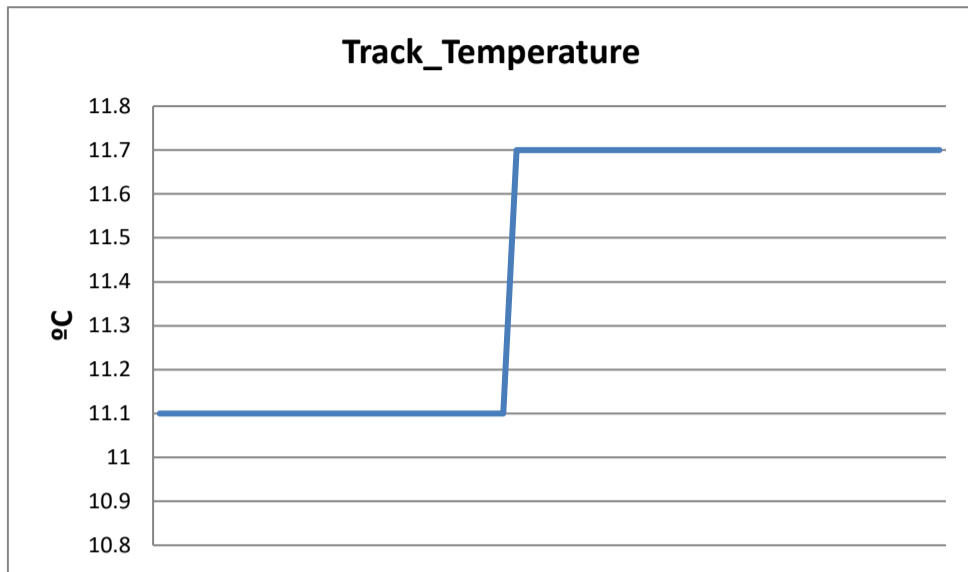


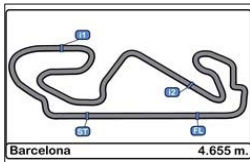
**Circuito de Catalunya**  
**Winter Series Barcelona**  
**Free practice - 2**

**WEATHER REPORT**

17/02/2017

**Track Status** DRY





**Circuito de Catalunya  
Winter Series Barcelona**

**PRIVATE TESTS 1 & 2 COMBINED RESULTS**

17/02/2017

Ord.	Nº	Entrant	Nat.	Driver	Nat.	Cat.	Cl.	Chassis	Team	Laps	Laps1	BL1	Time-1	Laps2	BL2	Time-2	Best	Km/h
1	1	Campos Racing	ESP	Petru Florescu	ROU	R	1º	Dallara F312	Campos Racing	36	19	18	1'39.878	17	15	1'39.170	<b>1'39.170</b>	168.983
2	3	Campos Racing	ESP	Thiago Vivalqua	BRA			Dallara F312	Campos Racing	40	16	13	1'40.944	24	23	1'39.389	<b>1'39.389</b>	168.610
3	16	Drivex School	ESP	Nikita Troitckii	RUS			Dallara F312	Drivex School	32	16	14	1'39.502	16	15	1'39.461	<b>1'39.461</b>	168.488
4	17	Carlin Motorsport	GBR	Devlin De Francesco	CAN	R	2º	Dallara F312	Carlin Motorsport	35	12	11	1'41.702	23	19	1'39.792	<b>1'39.792</b>	167.929
5	4	Campos Racing	ESP	Matheus Lorio	BRA			Dallara F312	Campos Racing	35	17	16	1'40.990	18	16	1'39.964	<b>1'39.964</b>	167.640
6	18	Fortec Motorsport	GBR	Jannes Fittje	DEU	R	3º	Dallara F312	Fortec Motorsport	23				23	20	1'40.052	<b>1'40.052</b>	167.493
7	2	Campos Racing	ESP	Marta Garcia	ESP	R	4º	Dallara F312	Campos Racing	44	19	16	1'41.465	25	21	1'40.372	<b>1'40.372</b>	166.959
8	43	RACE	ESP	Pedro Cardoso	BRA			Dallara F312	Teo Martin Motorsport	36	14	11	1'43.715	22	21	1'40.431	<b>1'40.431</b>	166.861
9	22	BVM Racing	ITA	Daniel Pronenko	RUS			Dallara F312	BVM Racing	26	6	5	1'43.356	20	16	1'40.671	<b>1'40.671</b>	166.463
10	12	Drivex School	ESP	Christian Hahn	BRA			Dallara F312	Drivex School	37	18	16	1'42.041	19	18	1'40.693	<b>1'40.693</b>	166.427
11	24	Carlin Motorsport	GBR	Ameya Vaidyanathan	IND			Dallara F312	Carlin Motorsport	35	14	11	1'41.807	21	11	1'40.943	<b>1'40.943</b>	166.014
12	19	Fortec Motorsport	GBR	Alfonso Celis, jr	MEX			Dallara F312	Fortec Motorsport	32	13	9	1'42.269	19	14	1'40.948	<b>1'40.948</b>	166.006
13	42	RACE	ESP	Eliseo Martinez Meroño	ESP	R	5º	Dallara F312	Teo Martin Motorsport	21				21	19	1'41.188	<b>1'41.188</b>	165.613

Published at:.....

<b>Stewards:</b>	<b>Race Director:</b>	<b>Timekeeper:</b> 
------------------	-----------------------	---

