

**Circuit de Spa**  
**Euroformula Open**  
**Free Practice 3**

**Results**

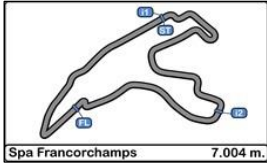
26/05/2017

Ord.	Nº Entrant	Nat.	Driver	Nat.	Cat.	Cla.	Chassis	Team	Laps	Best	Time	Gap	Interval	Km/h
1	16 Drivex School	ESP	Nikita Troitskiy	RUS	R	1º	Dallara F312	Drivex School	10	9	2'15.501			186.083
2	18 Fortec Motorsports	GBR	Jannes Fittje	DEU	R	2º	Dallara F312	Fortec Motorsports	11	5	2'16.021	0"520	0"520	185.371
3	10 RP Motorsport	ITA	Harrison Scott	GBR			Dallara F312	RP Motorsport	12	11	2'16.041	0"540	0"020	185.344
4	34 Campos Racing	ESP	Matheus Iorio	BRA			Dallara F312	Campos Racing	12	5	2'16.067	0"566	0"026	185.309
5	2 Campos Racing	ESP	Thiago Vivacqua	BRA			Dallara F312	Campos Racing	11	10	2'16.141	0"640	0"074	185.208
6	1 Campos Racing	ESP	Petru Florescu	ROU	R	3º	Dallara F312	Campos Racing	11	9	2'16.291	0"790	0"150	185.004
7	3 Campos Racing	ESP	Simo Laaksonen	FIN	R	4º	Dallara F312	Campos Racing	11	10	2'16.321	0"820	0"030	184.963
8	11 RP Motorsport	ITA	Alex Karkosik	POL	R	5º	Dallara F312	RP Motorsport	12	11	2'16.327	0"826	0"006	184.955
9	17 Carlin Motorsport	GBR	Devlin De Francesco	CAN	R	6º	Dallara F312	Carlin Motorsport	13	7	2'16.380	0"879	0"053	184.883
10	8 RP Motorsport	ITA	Lodovico Laurini	ITA	R	7º	Dallara F312	RP Motorsport	11	10	2'16.636	1"135	0"256	184.537
11	24 Carlin Motorsport	GBR	Ameya Vaidyanathan	IND			Dallara F312	Carlin Motorsport	11	4	2'16.778	1"277	0"142	184.345
12	43 RACE	ESP	Pedro Cardoso	BRA			Dallara F312	Teo Martin Motorsport	10	9	2'16.802	1"301	0"024	184.313
13	14 Carlin Motorsport	GBR	Tarun Reddy	IND	R	8º	Dallara F312	Carlin Motorsport	12	6	2'16.810	1"309	0"008	184.302
14	22 BVM Racing	ITA	Daniil Pronenko	RUS			Dallara F312	BVM Racing	12	11	2'17.492	1"991	0"682	183.388
15	42 RACE	ESP	Eliseo Martinez Meroño	ESP	R	9º	Dallara F312	Teo Martin Motorsport	10	8	2'17.681	2"180	0"189	183.136
16	12 Drivex School	ESP	Christian Hahn	BRA			Dallara F312	Drivex School	10	8	2'18.224	2"723	0"543	182.417
17	21 Fortec Motorsports	GBR	Alexey Chuklin	UKR			Dallara F312	Fortec Motorsports	14	8	2'19.212	3"711	0"988	181.122

Published at:.....

Track Status **DRY**

Stewards:	Race Director:	Timekeeper: 
-----------	----------------	--



**Circuit de Spa**  
**Euroformula Open**  
**Free Practice 3**

**LAP ANALYSIS**

26/05/2017

Number	1			2			3			8			10		
	Lap Time	Partial	Speed	Lap Time	Partial	Speed	Lap Time	Partial	Speed	Lap Time	Partial	Speed	Lap Time	Partial	Speed
1 <sup>a</sup> - 1	0'41.402	0'41.402	235.177	0'41.442	0'41.442	235.176	0'44.473	0'44.473	220.755	1'26.239	1'26.239	232.836	1'44.562	1'44.562	208.929
1 <sup>a</sup> - 2	1'41.893	1'00.491		1'41.572	1'00.130		1'47.371	1'02.898		2'27.839	1'01.600		2'54.105	1'09.543	
1 <sup>a</sup> - 3	2'18.276	0'36.383		2'17.907	0'36.335		2'24.665	0'37.294		3'07.078	0'39.239		3'33.536	0'39.431	
2 <sup>a</sup> - 1	0'40.884	0'40.884	235.176	0'41.036	0'41.036	242.487	0'42.758	0'42.758	181.396	0'41.577	0'41.577	237.564	0'40.839	0'40.839	240.001
2 <sup>a</sup> - 2	1'41.093	1'00.209		1'40.865	0'59.829		1'51.818	1'09.060		1'42.780	1'01.203		1'40.540	0'59.701	
2 <sup>a</sup> - 3	2'17.273	0'36.180		2'17.018	0'36.153		2'33.663	0'41.845		2'19.420	0'36.640		2'16.830	0'36.290	
3 <sup>a</sup> - 1	0'40.851	0'40.851	235.176	0'40.534	0'40.534	240.000	0'45.092	0'45.092	208.001	0'41.261	0'41.261	236.364	0'40.664	0'40.664	242.487
3 <sup>a</sup> - 2	1'40.841	0'59.990		1'40.594	1'00.060		1'46.821	1'01.729		1'42.002	1'00.741		1'39.938	0'59.274	
3 <sup>a</sup> - 3	2'17.121	0'36.280		2'17.017	0'36.423		2'23.339	0'36.518		2'18.960	0'36.958		2'16.507	0'36.569	
4 <sup>a</sup> - 1	0'41.196	0'41.196	235.176	0'43.802	0'43.802	243.751	0'41.383	0'41.383	236.364	0'41.221	0'41.221	240.001	0'40.815	0'40.815	242.487
4 <sup>a</sup> - 2	1'43.939	1'02.743		1'44.000	1'00.198		1'41.672	1'00.289		1'41.662	1'00.441		1'40.091	0'59.276	
4 <sup>a</sup> - 3	2'28.705	0'44.766	PIT	2'29.010	0'45.010	PIT	2'18.028	0'36.356		2'18.471	0'36.809		2'16.152	0'36.061	
5 <sup>a</sup> - 1	7'13.877	7'13.877	209.866	5'26.042	5'26.042	202.598	0'41.365	0'41.365	235.176	0'41.046	0'41.046	238.776	0'40.684	0'40.684	243.750
5 <sup>a</sup> - 2	8'20.817	1'06.940		6'28.662	1'02.620		1'41.297	0'59.932		1'41.777	1'00.731		1'40.125	0'59.441	
5 <sup>a</sup> - 3	9'03.255	0'42.438		7'05.150	0'36.488		2'29.506	0'48.209	PIT	2'26.668	0'44.891	PIT	2'16.455	0'36.330	
6 <sup>a</sup> - 1	0'41.182	0'41.182	236.364	0'41.445	0'41.445	235.176	4'50.165	4'50.165	188.710	4'37.408	4'37.408	105.406	0'40.882	0'40.882	238.776
6 <sup>a</sup> - 2	1'41.254	1'00.072		1'40.827	0'59.382		5'56.682	1'06.517		5'52.038	1'14.630		1'40.147	0'59.265	
6 <sup>a</sup> - 3	2'17.344	0'36.090		2'16.966	0'36.139		6'38.722	0'42.040		6'36.316	0'44.278		2'16.243	0'36.096	
7 <sup>a</sup> - 1	0'40.927	0'40.927	240.001	0'41.027	0'41.027	236.364	0'41.483	0'41.483	235.176	0'42.725	0'42.725	214.679	0'40.861	0'40.861	238.776
7 <sup>a</sup> - 2	1'40.832	0'59.905		1'40.459	0'59.432		1'41.181	0'59.698		1'53.445	1'10.720		1'42.524	1'01.663	
7 <sup>a</sup> - 3	2'17.065	0'36.233		2'16.694	0'36.235		2'17.321	0'36.140		2'30.802	0'37.357		2'18.764	0'36.240	
8 <sup>a</sup> - 1	0'40.918	0'40.918	236.364	0'40.761	0'40.761	242.488	0'41.329	0'41.329	235.176	0'40.781	0'40.781	241.238	0'40.675	0'40.675	242.487
8 <sup>a</sup> - 2	1'40.328	0'59.410		1'40.236	0'59.475		1'52.299	1'10.970		1'40.797	1'00.016		1'41.206	1'00.531	
8 <sup>a</sup> - 3	2'16.291	0'35.963		2'16.258	0'36.022		2'48.363	0'56.064		2'17.317	0'36.520		2'35.333	0'54.127	
9 <sup>a</sup> - 1	0'42.090	0'42.090	240.000	0'40.425	0'40.425	241.238	0'40.700	0'40.700	242.487	0'40.714	0'40.714	243.751	0'40.677	0'40.677	243.751
9 <sup>a</sup> - 2	1'41.265	0'59.175		1'40.175	0'59.750		1'40.422	0'59.722		1'40.462	0'59.748		1'40.351	0'59.674	
9 <sup>a</sup> - 3	2'17.239	0'35.974		2'16.141	0'35.966		2'16.321	0'35.899		2'16.636	0'36.174		2'16.440	0'36.089	
10 <sup>a</sup> - 1	0'43.404	0'43.404	235.177	0'40.369	0'40.369	243.751	0'40.763	0'40.763	245.027	0'41.027	0'41.027	247.619	0'40.370	0'40.370	245.027
10 <sup>a</sup> - 2	1'49.274	1'05.870		1'40.862	1'00.493		1'40.938	1'00.175		1'43.401	1'02.374		1'39.958	0'59.588	
10 <sup>a</sup> - 3	2'32.216	0'42.942	PIT	2'27.866	0'47.004	PIT	2'17.085	0'36.147		2'38.665	0'55.264	PIT	2'16.041	0'36.083	
11 <sup>a</sup> - 1							0'41.693	0'41.693	231.684				0'42.410	0'42.410	242.487
11 <sup>a</sup> - 2							1'44.590	1'02.897					1'42.110	0'59.700	
11 <sup>a</sup> - 3													2'28.374	0'46.264	PIT
12 <sup>a</sup> - 1															
12 <sup>a</sup> - 2															
12 <sup>a</sup> - 3															
13 <sup>a</sup> - 1															
13 <sup>a</sup> - 2															
13 <sup>a</sup> - 3															

Ideal Lap	
0'40.851	0'40.851
1'40.026	0'59.175
2'15.989	0'35.963

Ideal Lap	
0'40.369	0'40.369
1'39.751	0'59.382
2'15.717	0'35.966

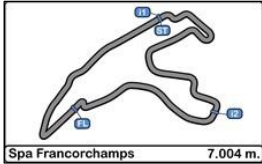
Ideal Lap	
0'40.700	0'40.700
1'40.398	0'59.698
2'16.297	0'35.899

Ideal Lap	
0'40.714	0'40.714
1'40.462	0'59.748
2'16.636	0'36.174

Ideal Lap	
0'40.370	0'40.370
1'39.635	0'59.265
2'15.696	0'36.061

Ideal Best Lap	
0'40.369	0'40.369
1'38.929	0'58.560
2'14.718	0'35.789





**Circuit de Spa  
Euroformula Open  
Free Practice 3**

**LAP ANALYSIS**

26/05/2017

Number	18			21			22			24			34		
Lap	Lap Time	Partial	Speed	Lap Time	Partial	Speed	Lap Time	Partial	Speed	Lap Time	Partial	Speed	Lap Time	Partial	Speed
1ª - 1	0'41.290	0'41.290	236.364	0'41.611	0'41.611	236.364	0'42.267	0'42.267	235.177	0'41.177	0'41.177	237.564	0'41.079	0'41.079	238.776
1ª - 2	1'41.712	1'00.422		1'44.785	1'03.174		1'46.563	1'04.296		1'41.526	1'00.349		1'43.066	1'01.987	
1ª - 3	2'18.182	0'36.470		2'22.069	0'37.284		2'23.671	0'37.108		2'17.563	0'36.037		2'19.152	0'36.086	
2ª - 1	0'40.992	0'40.992	238.776	0'41.259	0'41.259	236.364	0'41.782	0'41.782	229.412	0'40.777	0'40.777	242.487	0'40.920	0'40.920	241.238
2ª - 2	1'40.988	0'59.996		1'42.983	1'01.724		1'45.649	1'03.867		1'41.145	1'00.368		1'40.515	0'59.595	
2ª - 3	2'16.893	0'35.905		2'19.825	0'36.842		2'35.040	0'49.391	PIT	2'17.036	0'35.891		2'16.431	0'35.916	
3ª - 1	0'40.847	0'40.847	236.364	0'41.523	0'41.523	232.836	3'09.159	3'09.159	222.858	0'40.611	0'40.611	241.238	0'40.731	0'40.731	241.238
3ª - 2	1'40.248	0'59.401		1'43.606	1'02.083		4'13.700	1'04.541		1'40.744	1'00.133		1'40.324	0'59.593	
3ª - 3	2'16.190	0'35.942		2'20.823	0'37.217		4'50.659	0'36.959		2'16.778	0'36.034		2'16.291	0'35.967	
4ª - 1	0'40.826	0'40.826	236.364	0'41.457	0'41.457	235.177	0'42.097	0'42.097	230.543	0'40.781	0'40.781	242.488	0'40.736	0'40.736	238.776
4ª - 2	1'39.971	0'59.145		1'43.295	1'01.838		1'42.640	1'00.543		1'41.324	1'00.543		1'40.086	0'59.350	
4ª - 3	2'16.021	0'36.050		2'20.087	0'36.792		2'19.301	0'36.661		2'17.491	0'36.167		2'16.067	0'35.981	
5ª - 1	0'40.863	0'40.863	241.238	0'41.378	0'41.378	235.176	0'41.652	0'41.652	230.542	0'40.464	0'40.464	240.000	0'40.668	0'40.668	242.487
5ª - 2	1'40.205	0'59.342		1'43.402	1'02.024		1'41.674	1'00.022		1'40.593	1'00.129		1'42.891	1'02.223	
5ª - 3	2'16.273	0'36.068		2'20.289	0'36.887		2'18.061	0'36.387		2'16.788	0'36.195		2'27.164	0'44.273	PIT
6ª - 1	0'40.988	0'40.988	234.000	0'41.379	0'41.379	236.364	0'41.721	0'41.721	230.542	0'41.043	0'41.043	236.364	5'29.281	5'29.281	225.001
6ª - 2	1'45.339	1'04.351		1'43.158	1'01.779		1'41.672	0'59.951		1'43.733	1'02.690		6'29.701	1'00.420	
6ª - 3	2'29.750	0'44.411	PIT	2'20.297	0'37.139		2'18.688	0'37.016		2'29.706	0'45.973	PIT	7'06.047	0'36.346	
7ª - 1	5'03.038	5'03.038	221.801	0'41.201	0'41.201	235.177	0'41.871	0'41.871	231.684	8'31.594	8'31.594	234.000	0'41.197	0'41.197	235.176
7ª - 2	6'09.228	1'06.190		1'42.645	1'01.444		1'41.780	0'59.909		9'32.341	1'00.747		1'40.659	0'59.462	
7ª - 3	6'50.038	0'40.810		2'19.212	0'36.567		2'18.482	0'36.702		10'08.843	0'36.502		2'16.957	0'36.298	
8ª - 1	0'40.925	0'40.925	241.238	0'41.266	0'41.266	237.564	0'41.862	0'41.862	231.684	0'41.150	0'41.150	238.776	0'40.827	0'40.827	240.000
8ª - 2	1'40.515	0'59.590		1'42.805	1'01.539		1'41.864	1'00.002		1'42.342	1'01.192		1'40.255	0'59.428	
8ª - 3	2'16.538	0'36.023		2'19.460	0'36.655		2'27.220	0'45.356	PIT	2'18.553	0'36.211		2'16.324	0'36.069	
9ª - 1	0'40.666	0'40.666	242.487	0'41.589	0'41.589	236.364	2'18.493	2'18.493	232.836	0'41.046	0'41.046	240.001	0'40.767	0'40.767	245.027
9ª - 2	1'40.403	0'59.737		1'43.916	1'02.327		3'19.493	1'01.000		1'41.189	1'00.143		1'40.548	0'59.781	
9ª - 3	2'16.192	0'35.789		2'20.982	0'37.066		3'55.895	0'36.402		2'17.166	0'35.977		2'18.497	0'37.949	
10ª - 1	0'40.760	0'40.760	245.027	0'41.553	0'41.553	235.176	0'41.421	0'41.421	237.564	0'40.717	0'40.717	241.238	0'40.778	0'40.778	245.027
10ª - 2	1'40.665	0'59.905		1'45.542	1'03.989		1'41.511	1'00.090		1'44.231	1'03.514		1'40.172	0'59.394	
10ª - 3	2'26.864	0'46.199	PIT	2'22.339	0'36.797		2'17.492	0'35.981		2'30.875	0'46.644	PIT	2'16.146	0'35.974	
11ª - 1				0'41.220	0'41.220	237.564	0'41.625	0'41.625	232.836				0'40.569	0'40.569	246.316
11ª - 2				1'43.520	1'02.300		1'47.270	1'05.645					1'42.019	1'01.450	
11ª - 3				2'20.054	0'36.534		2'33.358	0'46.088	PIT				2'30.220	0'48.201	PIT
12ª - 1				0'41.168	0'41.168	237.564									
12ª - 2				1'43.202	1'02.034										
12ª - 3				2'20.096	0'36.894										
13ª - 1				0'40.915	0'40.915	241.238									
13ª - 2				1'43.573	1'02.658										
13ª - 3				2'28.790	0'45.217	PIT									

Ideal Lap	
0'40.666	0'40.666
1'39.811	0'59.145
2'15.600	0'35.789

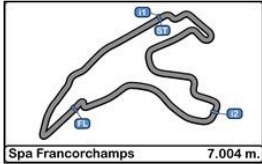
Ideal Lap	
0'40.915	0'40.915
1'42.359	1'01.444
2'18.893	0'36.534

Ideal Lap	
0'41.421	0'41.421
1'41.330	0'59.909
2'17.311	0'35.981

Ideal Lap	
0'40.464	0'40.464
1'40.593	1'00.129
2'16.484	0'35.891

Ideal Lap	
0'40.569	0'40.569
1'39.919	0'59.350
2'15.835	0'35.916

Ideal Best Lap	
0'40.369	0'40.369
1'38.929	0'58.560
2'14.718	0'35.789



**Circuit de Spa  
Euroformula Open  
Free Practice 3**

**LAP ANALYSIS**

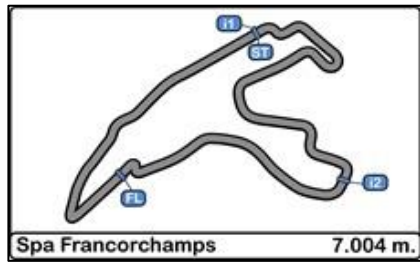
26/05/2017

Number	42			43		
	Lap Time	Partial	Speed	Lap Time	Partial	Speed
1 <sup>a</sup> - 1	1'24.040	1'24.040	220.755	0'42.777	0'42.777	228.293
1 <sup>a</sup> - 2	2'28.567	1'04.527		1'47.103	1'04.326	
1 <sup>a</sup> - 3	3'08.224	0'39.657		2'24.723	0'37.620	
2 <sup>a</sup> - 1	0'48.385	0'48.385	207.080	0'42.385	0'42.385	184.981
2 <sup>a</sup> - 2	1'51.003	1'02.618		1'49.240	1'06.855	
2 <sup>a</sup> - 3	2'27.971	0'36.968		2'34.760	0'45.520	PIT
3 <sup>a</sup> - 1	0'41.749	0'41.749	229.412	1'10.496	1'10.496	229.412
3 <sup>a</sup> - 2	1'42.234	1'00.485		2'11.831	1'01.335	
3 <sup>a</sup> - 3	2'19.102	0'36.868		2'55.351	0'43.520	PIT
4 <sup>a</sup> - 1	0'42.082	0'42.082	234.000	1'08.284	1'08.284	227.185
4 <sup>a</sup> - 2	1'42.988	1'00.906		2'09.319	1'01.035	
4 <sup>a</sup> - 3	2'29.666	0'46.678	PIT	2'58.707	0'49.388	PIT
5 <sup>a</sup> - 1	7'57.029	7'57.029	199.150	7'27.824	7'27.824	191.021
5 <sup>a</sup> - 2	9'02.095	1'05.066		8'40.213	1'12.389	
5 <sup>a</sup> - 3	9'46.322	0'44.227		9'26.654	0'46.441	
6 <sup>a</sup> - 1	0'42.165	0'42.165	231.684	0'41.940	0'41.940	229.412
6 <sup>a</sup> - 2	1'42.623	1'00.458		1'42.109	1'00.169	
6 <sup>a</sup> - 3	2'19.101	0'36.478		2'19.185	0'37.076	
7 <sup>a</sup> - 1	0'41.290	<u>0'41.290</u>	243.750	0'42.883	0'42.883	167.143
7 <sup>a</sup> - 2	1'41.546	<u>1'00.256</u>		1'44.326	1'01.443	
7 <sup>a</sup> - 3	<u>2'17.681</u>	<u>0'36.135</u>		2'20.523	0'36.197	
8 <sup>a</sup> - 1	0'42.189	0'42.189	223.924	0'40.649	<u>0'40.649</u>	237.564
8 <sup>a</sup> - 2	1'43.336	1'01.147		1'40.800	<u>1'00.151</u>	
8 <sup>a</sup> - 3	2'19.535	0'36.199		<u>2'16.802</u>	<u>0'36.002</u>	
9 <sup>a</sup> - 1	0'41.688	0'41.688	234.000	0'41.674	0'41.674	231.684
9 <sup>a</sup> - 2	1'42.024	1'00.336		1'42.814	1'01.140	
9 <sup>a</sup> - 3	2'29.217	0'47.193	PIT	2'26.002	0'43.188	PIT
10 <sup>a</sup> - 1						
10 <sup>a</sup> - 2						
10 <sup>a</sup> - 3						
11 <sup>a</sup> - 1						
11 <sup>a</sup> - 2						
11 <sup>a</sup> - 3						
12 <sup>a</sup> - 1						
12 <sup>a</sup> - 2						
12 <sup>a</sup> - 3						
13 <sup>a</sup> - 1						
13 <sup>a</sup> - 2						
13 <sup>a</sup> - 3						

Ideal Lap	
0'41.290	0'41.290
1'41.546	1'00.256
2'17.681	0'36.135

Ideal Lap	
0'40.649	0'40.649
1'40.800	1'00.151
2'16.802	0'36.002

Ideal Best Lap	
0'40.369	0'40.369
1'38.929	0'58.560
2'14.718	0'35.789

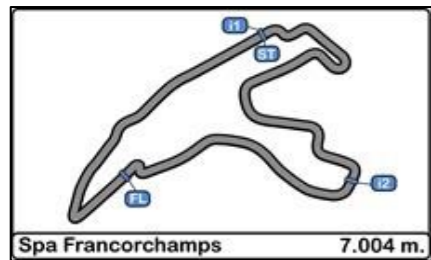


**Circuit de Spa**  
**Euroformula Open**  
**Free Practice 3**

**Best Sectors Results**

26/05/2017

Sector - 1		Sector - 2		Sector - 3		Ideal Lap vs Best Lap					
Ord.	Nº Driver	Time	Nº Driver	Time	Nº Driver	Time	Ord.	Nº Driver	Ideal Lap	Best Lap	Ord.
1	2 Thiago Vivacqua	40.369	16 Nikita Troitskiy	58.560	18 Jannes Fittje	35.789	1	16 Nikita Troitskiy	2'15.240	2'15.501	1
2	10 Harrison Scott	40.370	18 Jannes Fittje	59.145	17 Devlin De Francesco	35.812	2	18 Jannes Fittje	2'15.600	2'16.021	2
3	11 Alex Karkosik	40.426	1 Petru Florescu	59.175	11 Alex Karkosik	35.838	3	10 Harrison Scott	2'15.696	2'16.041	3
4	17 Devlin De Francesco	40.429	10 Harrison Scott	59.265	24 Ameya Vaidyanathan	35.891	4	2 Thiago Vivacqua	2'15.717	2'16.141	5
5	24 Ameya Vaidyanathan	40.464	34 Matheus Iorio	59.350	3 Simo Laaksonen	35.899	5	11 Alex Karkosik	2'15.818	2'16.327	8
6	34 Matheus Iorio	40.569	2 Thiago Vivacqua	59.382	34 Matheus Iorio	35.916	6	34 Matheus Iorio	2'15.835	2'16.067	4
7	43 Pedro Cardoso	40.649	11 Alex Karkosik	59.554	16 Nikita Troitskiy	35.938	7	1 Petru Florescu	2'15.989	2'16.291	6
8	18 Jannes Fittje	40.666	3 Simo Laaksonen	59.698	1 Petru Florescu	35.963	8	17 Devlin De Francesco	2'16.084	2'16.380	9
9	14 Tarun Reddy	40.670	8 Lodovico Laurini	59.748	2 Thiago Vivacqua	35.966	9	3 Simo Laaksonen	2'16.297	2'16.321	7
10	3 Simo Laaksonen	40.700	17 Devlin De Francesco	59.843	22 Daniil Pronenko	35.981	10	24 Ameya Vaidyanathan	2'16.484	2'16.778	11
11	8 Lodovico Laurini	40.714	22 Daniil Pronenko	59.909	43 Pedro Cardoso	36.002	11	14 Tarun Reddy	2'16.606	2'16.810	13
12	16 Nikita Troitskiy	40.742	14 Tarun Reddy	59.912	14 Tarun Reddy	36.024	12	8 Lodovico Laurini	2'16.636	2'16.636	10
13	1 Petru Florescu	40.851	24 Ameya Vaidyanathan	1'00.129	10 Harrison Scott	36.061	13	43 Pedro Cardoso	2'16.802	2'16.802	12
14	21 Alexey Chuklin	40.915	43 Pedro Cardoso	1'00.151	42 Eliseo Martinez Meroño	36.135	14	22 Daniil Pronenko	2'17.311	2'17.492	14
15	12 Christian Hahn	41.189	12 Christian Hahn	1'00.250	8 Lodovico Laurini	36.174	15	42 Eliseo Martinez Meroño	2'17.681	2'17.681	15
16	42 Eliseo Martinez Meroño	41.290	42 Eliseo Martinez Meroño	1'00.256	12 Christian Hahn	36.392	16	12 Christian Hahn	2'17.831	2'18.224	16
17	22 Daniil Pronenko	41.421	21 Alexey Chuklin	1'01.444	21 Alexey Chuklin	36.534	17	21 Alexey Chuklin	2'18.893	2'19.212	17



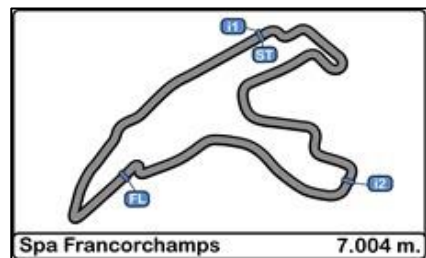
**Circuit de Spa**  
**Euroformula Open**  
**Free Practice 3**

**Best Top Speeds**

26/05/2017

Ord.	Nº	Entrant	Nat.	Driver	Nat.	Cat.	Cla.	Chassis	Team	Top 1		Top 2		Top 3		Top 4		Top 5		Avg.
										Km/h	Lap	Km/h	Lap	Km/h	Lap	Km/h	Lap	Km/h	Lap	
1	8	RP Motorsport	ITA	Lodovico Laurini	ITA	R	1º	Dallara F312		247.619	11	243.750	10	241.237	9	240.000	5	238.775	6	242.276
2	14	Carlin Motorsport	GBR	Tarun Reddy	IND	R	2º	Dallara F312		246.316	11	241.237	5	241.237	10	241.237	12	240.000	6	242.005
3	34	Campos Racing	ESP	Matheus Iorio	BRA			Dallara F312		246.316	12	245.026	10	245.026	11	242.487	6	241.237	3	244.018
4	3	Campos Racing	ESP	Simo Laaksonen	FIN	R	3º	Dallara F312		245.026	11	242.487	10	236.364	5	235.176	6	235.176	8	238.846
5	10	RP Motorsport	ITA	Harrison Scott	GBR			Dallara F312		245.026	11	243.750	10	243.750	6	242.487	4	242.487	5	243.500
6	11	RP Motorsport	ITA	Alex Karkosik	POL	R	4º	Dallara F312		245.026	9	243.750	11	243.750	8	241.237	10	238.775	5	242.508
7	18	Fortec Motorsports	GBR	Jannes Fittje	DEU	R	5º	Dallara F312		245.026	11	242.487	10	241.237	6	241.237	9	238.776	3	241.753
8	2	Campos Racing	ESP	Thiago Vivacqua	BRA			Dallara F312		243.750	5	243.750	11	242.487	9	242.487	3	241.237	10	242.742
9	42	RACE	ESP	Eliseo Martinez Meroño	ESP	R	6º	Dallara F312		243.750	8	234.000	5	234.000	10	231.683	7	229.412	4	234.569
10	12	Drivex School	ESP	Christian Hahn	BRA			Dallara F312		242.487	9	238.775	8	237.563	10	232.836	6	232.836	7	236.899
11	17	Carlin Motorsport	GBR	Devlin De Francesco	CAN	R	7º	Dallara F312		242.487	10	242.487	6	242.487	7	242.487	11	240.000	9	241.990
12	24	Carlin Motorsport	GBR	Ameya Vaidyanathan	IND			Dallara F312		242.487	5	242.487	3	241.237	4	241.237	11	240.000	10	241.490
13	21	Fortec Motorsports	GBR	Alexey Chuklin	UKR			Dallara F312		241.237	14	237.563	9	237.563	12	237.563	13	236.364	2	238.058
14	1	Campos Racing	ESP	Petru Florescu	ROU	R	8º	Dallara F312		240.000	8	240.000	10	236.364	7	236.364	9	235.176	2	237.581
15	16	Drivex School	ESP	Nikita Troitskiy	RUS	R	9º	Dallara F312		240.000	9	240.000	10	237.563	8	235.176	7	234.000	4	237.348
16	22	BVM Racing	ITA	Daniil Pronenko	RUS			Dallara F312		237.563	11	235.176	2	232.836	10	232.836	12	231.683	9	234.019
17	43	RACE	ESP	Pedro Cardoso	BRA			Dallara F312		237.563	9	231.683	10	229.412	4	229.412	7	228.293	2	231.273





**Circuit de Spa  
Euroformula Open  
Free Practice 3**

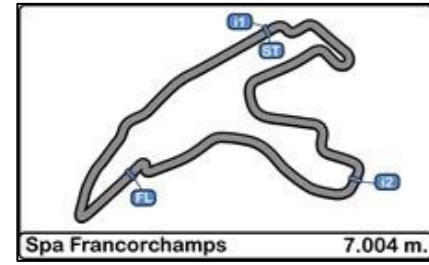
**Fastest Lap Sequence**

**26/05/2017**

<u>Time of Day</u>	<u>Session Time</u>	<u>Nº</u>	<u>Entrant</u>	<u>Nat.</u>	<u>Driver</u>	<u>Nat.</u>	<u>Cat.</u>	<u>Chassis</u>	<u>Team</u>	<u>Time</u>	<u>Km/h</u>	<u>Lap</u>
15:39'51.873	4'41.140	2	Campos Racing	ESP	Thiago Vivacqua	BRA		Dallara F312	Campos Racing	2'17.907	182.836	2
15:39'53.694	4'43.302	24	Carlin Motorsport	GBR	Ameya Vaidyanathan	IND		Dallara F312	Carlin Motorsport	2'17.563	183.293	2
15:42'08.488	6'58.158	2	Campos Racing	ESP	Thiago Vivacqua	BRA		Dallara F312	Campos Racing	2'17.018	184.023	3
15:42'20.711	7'10.366	34	Campos Racing	ESP	Matheus Iorio	BRA		Dallara F312	Campos Racing	2'16.431	184.814	3
15:44'37.031	9'26.657	34	Campos Racing	ESP	Matheus Iorio	BRA		Dallara F312	Campos Racing	2'16.291	185.004	4
15:44'43.676	9'33.285	18	Fortec Motorsports	GBR	Jannes Fittje	DEU	R	Dallara F312	Fortec Motorsports	2'16.190	185.141	4
15:46'53.120	11'42.724	34	Campos Racing	ESP	Matheus Iorio	BRA		Dallara F312	Campos Racing	2'16.067	185.309	5
15:46'59.664	11'49.306	18	Fortec Motorsports	GBR	Jannes Fittje	DEU	R	Dallara F312	Fortec Motorsports	2'16.021	185.371	5
16:05'29.570	30'19.161	16	Drivex School	ESP	Nikita Troitskiy	RUS	R	Dallara F312	Drivex School	2'15.501	186.083	9





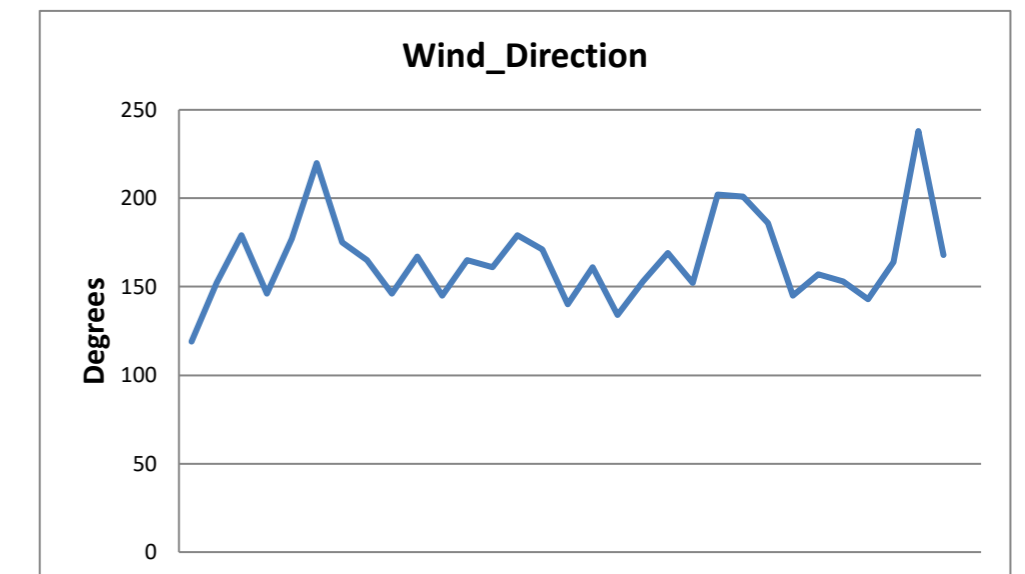
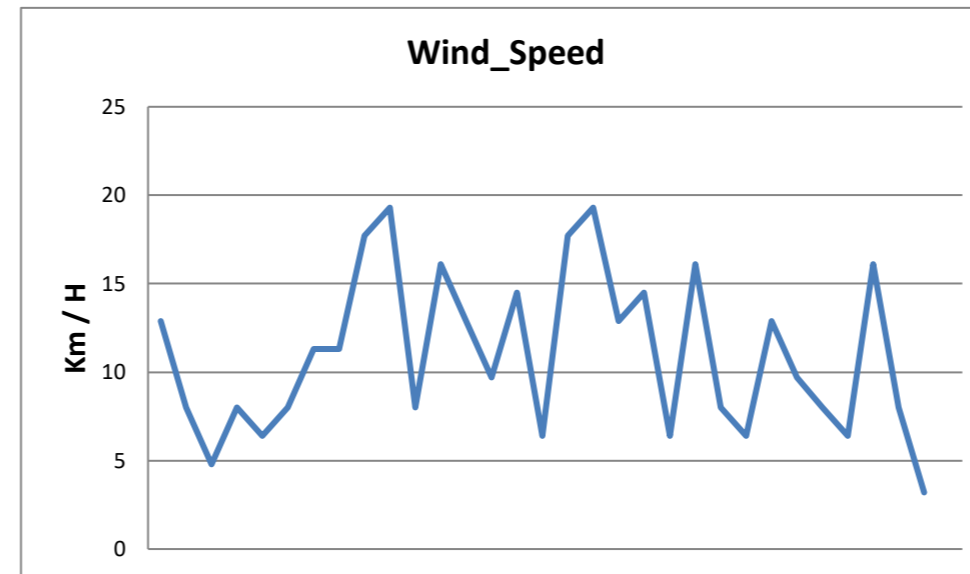
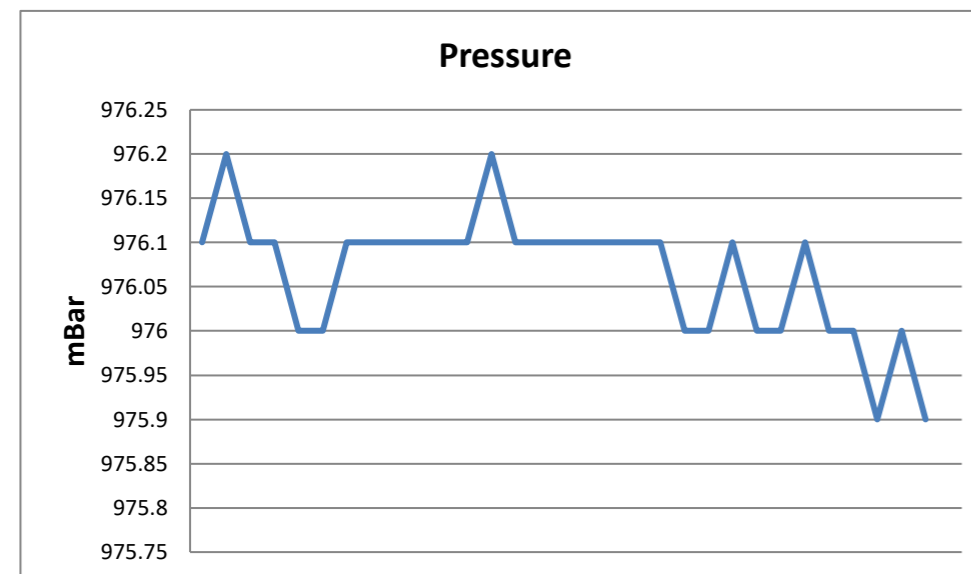
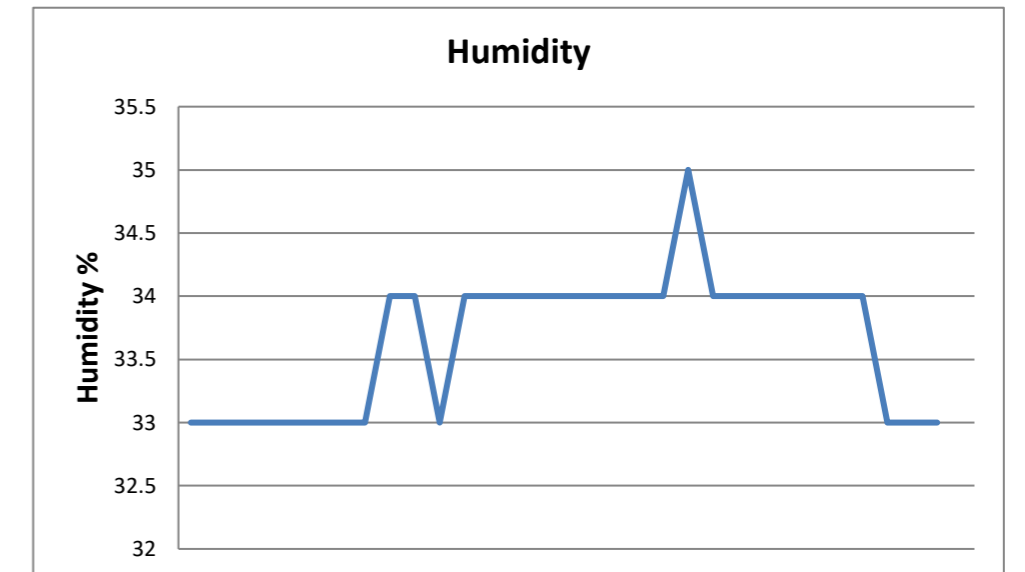
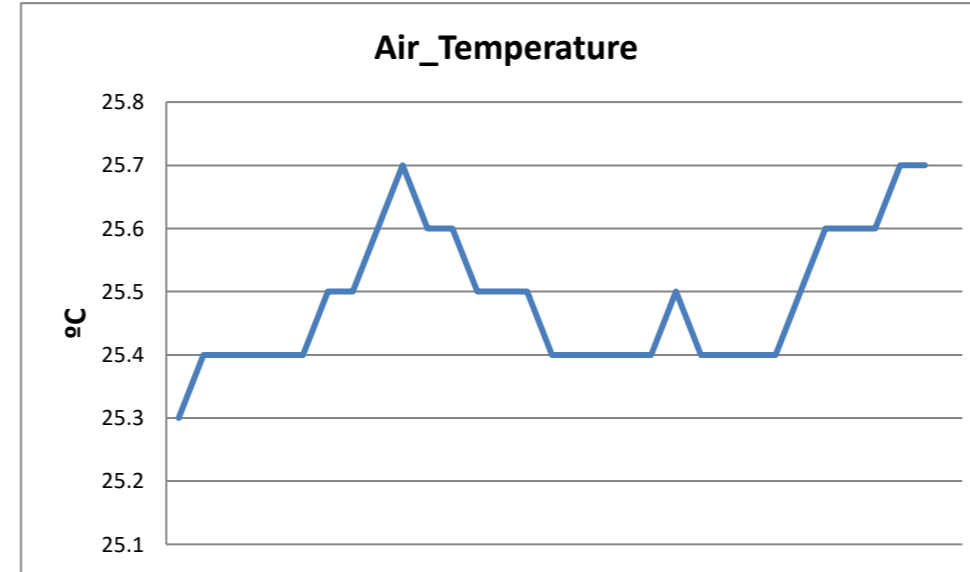
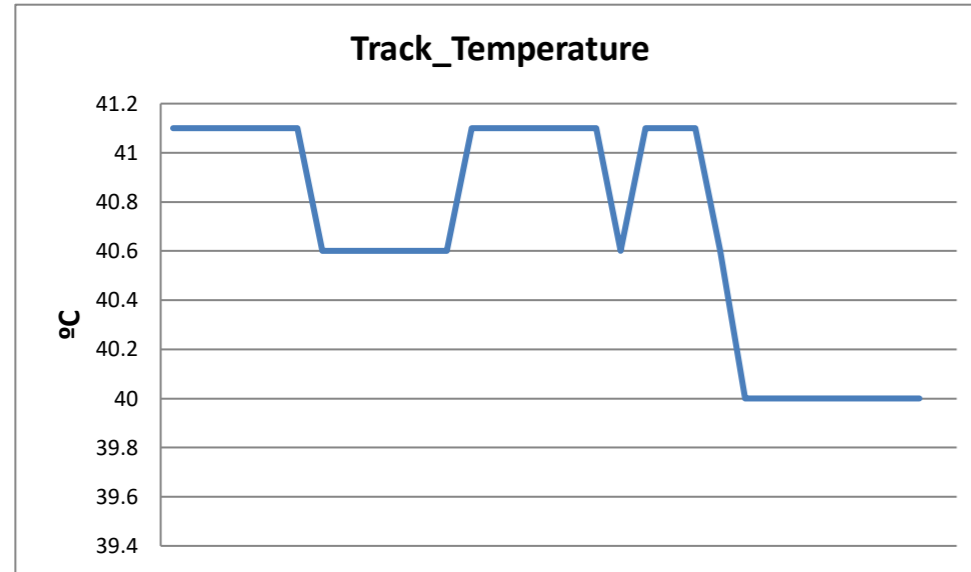


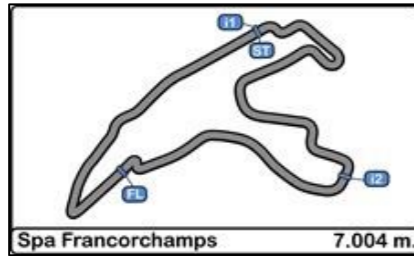
**Circuit de Spa  
Euroformula Open  
Free Practice 3**

**Weather Report**

26/05/2017

Track Status DRY





## Circuit de Spa Euroformula Open

### FREE PRACTICES RESULTS

26/05/2017

Ord.	Nº	Entrant	Nat.	Driver	Nat.	Cat.	Cla.	Chassis	Team	Laps	Laps1	BL1	Time-1	Laps2	BL2	Time-2	Laps	BL3	Time-3	Best	Km/h
1	10	RP Motorsport	ITA	Harrison Scott	GBR			Dallara F312	RP Motorsport	37	13	11	2'15.963	12	9	2'14.362	12	11	2'16.041	<b>2'14.362</b>	187.660
2	17	Carlin Motorsport	GBR	Devlin De Francesco	CAN	R	1º	Dallara F312	Carlin Motorsport	39	13	11	2'17.041	13	11	2'15.374	13	7	2'16.380	<b>2'15.374</b>	186.257
3	16	Drivex School	ESP	Nikita Troitskiy	RUS	R	2º	Dallara F312	Drivex School	31	11	9	2'16.599	10	4	2'16.625	10	9	2'15.501	<b>2'15.501</b>	186.083
4	24	Carlin Motorsport	GBR	Ameya Vaidyanathan	IND			Dallara F312	Carlin Motorsport	36	13	11	2'17.071	12	10	2'15.813	11	4	2'16.778	<b>2'15.813</b>	185.655
5	18	Fortec Motorsports	GBR	Jannes Fittje	DEU	R	3º	Dallara F312	Fortec Motorsports	33	10	9	2'18.070	12	5	2'17.233	11	5	2'16.021	<b>2'16.021</b>	185.371
6	1	Campos Racing	ESP	Petru Florescu	ROU	R	4º	Dallara F312	Campos Racing	32	10	8	2'16.509	11	10	2'16.034	11	9	2'16.291	<b>2'16.034</b>	185.354
7	34	Campos Racing	ESP	Matheus Iorio	BRA			Dallara F312	Campos Racing	33	12	9	2'18.516	9	5	2'16.488	12	5	2'16.067	<b>2'16.067</b>	185.309
8	2	Campos Racing	ESP	Thiago Vivacqua	BRA			Dallara F312	Campos Racing	33	12	11	2'16.236	10	9	2'16.403	11	10	2'16.141	<b>2'16.141</b>	185.208
9	3	Campos Racing	ESP	Simo Laaksonen	FIN	R	5º	Dallara F312	Campos Racing	36	14	11	2'17.774	11	10	2'16.164	11	10	2'16.321	<b>2'16.164</b>	185.177
10	11	RP Motorsport	ITA	Alex Karkosik	POL	R	6º	Dallara F312	RP Motorsport	39	14	13	2'17.845	13	8	2'17.212	12	11	2'16.327	<b>2'16.327</b>	184.955
11	14	Carlin Motorsport	GBR	Tarun Reddy	IND	R	7º	Dallara F312	Carlin Motorsport	34	10	10	2'17.922	12	9	2'16.597	12	6	2'16.810	<b>2'16.597</b>	184.590
12	8	RP Motorsport	ITA	Lodovico Laurini	ITA	R	8º	Dallara F312	RP Motorsport	38	14	12	2'19.606	13	10	2'17.120	11	10	2'16.636	<b>2'16.636</b>	184.537
13	43	RACE	ESP	Pedro Cardoso	BRA			Dallara F312	Teo Martin Motorsport	34	12	7	2'18.658	12	10	2'18.355	10	9	2'16.802	<b>2'16.802</b>	184.313
14	22	BVM Racing	ITA	Daniil Pronenko	RUS			Dallara F312	BVM Racing	33	10	9	2'18.822	11	3	2'18.038	12	11	2'17.492	<b>2'17.492</b>	183.388
15	42	RACE	ESP	Eliseo Martinez Meroño	ESP	R	9º	Dallara F312	Teo Martin Motorsport	33	12	7	2'18.163	11	10	2'17.531	10	8	2'17.681	<b>2'17.531</b>	183.336
16	21	Fortec Motorsports	GBR	Alexey Chuklin	UKR			Dallara F312	Fortec Motorsports	38	14	6	2'17.565	10	5	2'19.638	14	8	2'19.212	<b>2'17.565</b>	183.291
17	12	Drivex School	ESP	Christian Hahn	BRA			Dallara F312	Drivex School	29	13	8	2'20.277	6	4	2'21.427	10	8	2'18.224	<b>2'18.224</b>	182.417

Published at:.....

<b>Stewards:</b> 	<b>Race Director:</b> 	<b>Timekeeper:</b> 
----------------------	---------------------------	---