

Circuit de Spa
Euroformula Open
Free Practice 2

Results

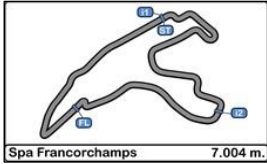
26/05/2017

Ord.	Nº Entrant	Nat.	Driver	Nat.	Cat.	Cl.	Chassis	Team	Laps	Best	Time	Gap	Interval	Km/h
1	10 RP Motorsport	ITA	Harrison Scott	GBR			Dallara F312	RP Motorsport	12	9	2'14.362			187.660
2	17 Carlin Motorsport	GBR	Devlin De Francesco	CAN	R	1º	Dallara F312	Carlin Motorsport	13	11	2'15.374	1"012	1"012	186.257
3	24 Carlin Motorsport	GBR	Ameya Vaidyanathan	IND			Dallara F312	Carlin Motorsport	12	10	2'15.813	1"451	0"439	185.655
4	1 Campos Racing	ESP	Petru Florescu	ROU	R	2º	Dallara F312	Campos Racing	11	10	2'16.034	1"672	0"221	185.354
5	3 Campos Racing	ESP	Simo Laaksonen	FIN	R	3º	Dallara F312	Campos Racing	11	10	2'16.164	1"802	0"130	185.177
6	2 Campos Racing	ESP	Thiago Vivacqua	BRA			Dallara F312	Campos Racing	10	9	2'16.403	2"041	0"239	184.852
7	34 Campos Racing	ESP	Matheus Iorio	BRA			Dallara F312	Campos Racing	9	5	2'16.488	2"126	0"085	184.737
8	14 Carlin Motorsport	GBR	Tarun Reddy	IND	R	4º	Dallara F312	Carlin Motorsport	12	9	2'16.597	2"235	0"109	184.590
9	16 Drivex School	ESP	Nikita Troitskiy	RUS	R	5º	Dallara F312	Drivex School	10	4	2'16.625	2"263	0"028	184.552
10	8 RP Motorsport	ITA	Lodovico Laurini	ITA	R	6º	Dallara F312	RP Motorsport	13	10	2'17.120	2"758	0"495	183.886
11	11 RP Motorsport	ITA	Alex Karkosik	POL	R	7º	Dallara F312	RP Motorsport	13	8	2'17.212	2"850	0"092	183.762
12	18 Fortec Motorsports	GBR	Jannes Fittje	DEU	R	8º	Dallara F312	Fortec Motorsports	12	5	2'17.233	2"871	0"021	183.734
13	42 RACE	ESP	Eliseo Martinez Meroño	ESP	R	9º	Dallara F312	Teo Martin Motorsport	11	10	2'17.531	3"169	0"298	183.336
14	22 BVM Racing	ITA	Daniil Pronenko	RUS			Dallara F312	BVM Racing	11	3	2'18.038	3"676	0"507	182.663
15	43 RACE	ESP	Pedro Cardoso	BRA			Dallara F312	Teo Martin Motorsport	12	10	2'18.355	3"993	0"317	182.244
16	21 Fortec Motorsports	GBR	Alexey Chuklin	UKR			Dallara F312	Fortec Motorsports	10	5	2'19.638	5"276	1"283	180.570
17	12 Drivex School	ESP	Christian Hahn	BRA			Dallara F312	Drivex School	6	4	2'21.427	7"065	1"789	178.286

Published at:.....

Track Status **DRY**

Stewards:	Race Director:	Timekeeper: 
-----------	----------------	--



Circuit de Spa
Euroformula Open
Free Practice 2

LAP ANALYSIS

26/05/2017

Number	1			2			3			8			10		
Lap	Lap Time	Partial	Speed	Lap Time	Partial	Speed	Lap Time	Partial	Speed	Lap Time	Partial	Speed	Lap Time	Partial	Speed
1 ^a - 1	0'42.208	0'42.208	221.801	0'41.358	0'41.358	238.776	0'41.405	0'41.405	236.364	0'43.993	0'43.993	230.543	0'41.144	0'41.144	240.000
1 ^a - 2	1'45.984	1'03.776		1'42.544	1'01.186		1'43.294	1'01.889		1'50.573	1'06.580		1'42.299	1'01.155	
1 ^a - 3	2'23.283	0'37.299		2'19.127	0'36.583		2'19.820	0'36.526		2'33.743	0'43.170		2'20.388	0'38.089	
2 ^a - 1	0'41.337	0'41.337	237.564	0'41.071	0'41.071	237.564	0'41.056	0'41.056	238.776	0'44.050	0'44.050	236.364	0'40.621	0'40.621	242.487
2 ^a - 2	1'46.378	1'05.041		1'42.038	1'00.967		1'42.208	1'01.152		1'46.948	1'02.898		1'40.781	1'00.160	
2 ^a - 3	2'23.928	0'37.550		2'18.508	0'36.470		2'18.695	0'36.487		2'25.019	0'38.071		2'16.884	0'36.103	
3 ^a - 1	0'41.075	0'41.075	238.776	0'41.224	0'41.224	237.564	0'42.345	0'42.345	238.776	0'41.636	0'41.636	236.364	0'40.454	0'40.454	245.027
3 ^a - 2	1'41.623	1'00.548		1'41.860	1'00.636		1'44.064	1'01.719		1'50.917	1'09.281		1'41.155	1'00.701	
3 ^a - 3	2'17.890	0'36.267		2'18.218	0'36.358		2'20.903	0'36.839		2'40.290	0'49.373	PIT	2'17.296	0'36.141	
4 ^a - 1	0'40.777	0'40.777	240.001	0'40.983	0'40.983	237.564	0'41.491	0'41.491	243.751	2'34.398	2'34.398	219.719	0'40.767	0'40.767	241.238
4 ^a - 2	1'41.504	1'00.727		1'42.669	1'01.686		1'43.228	1'01.737		3'38.948	1'04.550		1'40.681	0'59.914	
4 ^a - 3	2'17.707	0'36.203		2'29.961	0'47.292	PIT	2'19.576	0'36.348		4'16.536	0'37.588		2'16.834	0'36.153	
5 ^a - 1	0'40.755	0'40.755	243.751	7'15.435	7'15.435	230.542	0'40.997	0'40.997	240.000	0'41.363	0'41.363	234.000	0'40.881	0'40.881	241.238
5 ^a - 2	1'41.567	1'00.812		8'17.256	1'01.821		1'43.105	1'02.108		1'41.984	1'00.621		1'44.516	1'03.635	
5 ^a - 3	2'23.434	0'41.867	PIT	8'53.816	0'36.560		2'33.274	0'50.169	PIT	2'18.742	0'36.758		2'33.263	0'48.747	PIT
6 ^a - 1	7'03.414	7'03.414	196.639	0'44.700	0'44.700	238.776	7'22.998	7'22.998	210.811	0'41.107	0'41.107	241.238	3'57.553	3'57.553	137.244
6 ^a - 2	8'13.091	1'09.677		1'51.833	1'07.133		8'26.706	1'03.708		1'42.186	1'01.079		5'01.689	1'04.136	
6 ^a - 3	8'50.702	0'37.611		2'28.374	0'36.541		9'03.931	0'37.225		2'18.857	0'36.671		5'38.493	0'36.804	
7 ^a - 1	0'40.946	0'40.946	241.238	0'40.904	0'40.904	240.001	0'41.232	0'41.232	238.776	0'40.937	0'40.937	243.750	0'40.830	0'40.830	240.001
7 ^a - 2	1'41.222	1'00.276		1'40.740	0'59.836		1'41.172	0'59.940		1'41.302	1'00.365		1'41.574	1'00.744	
7 ^a - 3	2'17.144	0'35.922		2'16.909	0'36.169		2'17.207	0'36.035		2'17.871	0'36.569		2'19.012	0'37.438	
8 ^a - 1	0'40.476	0'40.476	245.027	0'40.771	0'40.771	242.488	0'41.132	0'41.132	237.564	0'40.788	0'40.788	246.316	0'40.192	0'40.192	246.317
8 ^a - 2	1'40.436	0'59.960		1'40.312	0'59.541		1'40.374	0'59.242		1'41.631	1'00.843		1'38.416	0'58.224	
8 ^a - 3	2'16.435	0'35.999		2'16.403	0'36.091		2'16.430	0'36.056		2'18.983	0'37.352		2'14.362	0'35.946	
9 ^a - 1	0'40.540	0'40.540	247.619	0'43.407	0'43.407	234.001	0'40.927	0'40.927	241.238	0'40.745	0'40.745	245.027	0'40.451	0'40.451	243.750
9 ^a - 2	1'40.264	0'59.724		1'43.811	1'00.404		1'40.200	0'59.273		1'40.724	0'59.979		1'39.335	0'58.884	
9 ^a - 3	2'16.034	0'35.770		2'28.796	0'44.985	PIT	2'16.164	0'35.964		2'17.120	0'36.396		2'15.443	0'36.108	
10 ^a - 1	0'41.023	0'41.023	242.487				0'41.234	0'41.234	237.564	0'41.139	0'41.139	245.027	0'40.357	0'40.357	242.488
10 ^a - 2	1'41.884	1'00.861					1'41.917	1'00.683		1'41.424	1'00.285		1'38.633	0'58.276	
10 ^a - 3	2'32.641	0'50.757	PIT				2'31.132	0'49.215	PIT	2'18.089	0'36.665		2'14.601	0'35.968	
11 ^a - 1										0'40.984	0'40.984	242.487	0'40.652	0'40.652	242.487
11 ^a - 2										1'43.744	1'02.760		1'40.009	0'59.357	
11 ^a - 3										2'20.913	0'37.169		2'24.783	0'44.774	PIT
12 ^a - 1										0'41.268	0'41.268	238.776			
12 ^a - 2										1'42.185	1'00.917				
12 ^a - 3										2'32.098	0'49.913	PIT			

Ideal Lap	
0'40.476	0'40.476
1'40.200	0'59.724
2'15.970	0'35.770

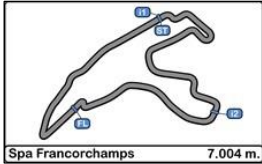
Ideal Lap	
0'40.771	0'40.771
1'40.312	0'59.541
2'16.403	0'36.091

Ideal Lap	
0'40.927	0'40.927
1'40.169	0'59.242
2'16.133	0'35.964

Ideal Lap	
0'40.745	0'40.745
1'40.724	0'59.979
2'17.120	0'36.396

Ideal Lap	
0'40.192	0'40.192
1'38.416	0'58.224
2'14.362	0'35.946

Ideal Best Lap	
0'40.072	0'40.072
1'38.296	0'58.224
2'14.066	0'35.770



Circuit de Spa
Euroformula Open
Free Practice 2

LAP ANALYSIS

26/05/2017

Number	11			12			14			16			17		
Lap	Lap Time	Partial	Speed	Lap Time	Partial	Speed	Lap Time	Partial	Speed	Lap Time	Partial	Speed	Lap Time	Partial	Speed
1 ^a - 1	0'44.364	0'44.364	207.080	0'42.400	0'42.400	229.412	0'40.941	0'40.941	242.487	0'41.325	0'41.325	234.000	0'41.140	0'41.140	240.000
1 ^a - 2	1'49.177	1'04.813		1'44.958	1'02.558		1'42.335	1'01.394		1'42.087	1'00.762		1'42.176	1'01.036	
1 ^a - 3	2'26.803	0'37.626		2'23.699	0'38.741		2'18.559	0'36.224		2'18.388	0'36.301		2'18.488	0'36.312	
2 ^a - 1	0'41.666	0'41.666	238.776	0'42.755	0'42.755	232.836	0'40.837	0'40.837	241.238	0'40.937	0'40.937	240.000	0'40.746	0'40.746	242.487
2 ^a - 2	1'42.705	1'01.039		1'44.970	1'02.215		1'41.781	1'00.944		1'41.150	1'00.213		1'41.581	1'00.835	
2 ^a - 3	2'19.404	0'36.699		2'22.268	0'37.298		2'17.933	0'36.152		2'17.506	0'36.356		2'17.701	0'36.120	
3 ^a - 1	0'41.119	0'41.119	238.776	0'42.324	0'42.324	230.542	0'40.863	0'40.863	241.238	0'40.947	0'40.947	238.776	0'40.841	0'40.841	242.487
3 ^a - 2	1'41.882	1'00.763		1'44.365	1'02.041		1'41.378	1'00.515		1'40.401	0'59.454		1'41.188	1'00.347	
3 ^a - 3	2'18.270	0'36.388		2'21.427	0'37.062		2'17.475	0'36.097		2'16.625	0'36.224		2'17.327	0'36.139	
4 ^a - 1	0'42.082	0'42.082	240.000	0'42.532	0'42.532	226.087	0'40.742	0'40.742	238.776	0'40.842	0'40.842	241.238	0'40.615	0'40.615	242.488
4 ^a - 2	1'43.040	1'00.958		1'44.138	1'01.606		1'47.865	1'07.123		1'40.506	0'59.664		1'41.015	1'00.400	
4 ^a - 3	2'19.549	0'36.509		2'21.543	0'37.405		2'32.157	0'44.292	PIT	2'16.628	0'36.122		2'17.128	0'36.113	
5 ^a - 1	0'40.996	0'40.996	240.001	0'42.500	0'42.500	227.185	4'30.761	4'30.761	218.692	0'40.744	0'40.744	237.564	0'40.549	0'40.549	241.238
5 ^a - 2	1'41.337	1'00.341		1'44.446	1'01.946		5'34.631	1'03.870		1'40.862	1'00.118		1'41.540	1'00.991	
5 ^a - 3	2'17.737	0'36.400		2'37.360	0'52.914	PIT	6'11.570	0'36.939		2'26.077	0'45.215	PIT	2'26.726	0'45.186	PIT
6 ^a - 1	0'40.959	0'40.959	240.001				0'41.376	0'41.376	234.001	4'33.605	4'33.605	231.684	4'08.375	4'08.375	201.725
6 ^a - 2	1'41.345	1'00.386					1'50.223	1'08.847		5'36.915	1'03.310		5'13.689	1'05.314	
6 ^a - 3	2'17.524	0'36.179					2'31.301	0'41.078		6'14.663	0'37.748		5'50.573	0'36.884	
7 ^a - 1	0'40.792	0'40.792	245.026				0'41.347	0'41.347	235.176	0'41.202	0'41.202	238.776	0'40.917	0'40.917	240.001
7 ^a - 2	1'41.058	1'00.266					1'45.219	1'03.872		1'40.981	0'59.779		1'40.588	0'59.671	
7 ^a - 3	2'17.212	0'36.154					2'22.049	0'36.830		2'17.551	0'36.570		2'16.541	0'35.953	
8 ^a - 1	0'40.572	0'40.572	246.316				0'40.620	0'40.620	241.238	0'41.097	0'41.097	237.564	0'40.548	0'40.548	245.026
8 ^a - 2	1'41.225	1'00.653					1'40.168	0'59.548		1'40.613	0'59.516		1'40.216	0'59.668	
8 ^a - 3	2'17.624	0'36.399					2'16.597	0'36.429		2'17.605	0'36.992		2'16.204	0'35.988	
9 ^a - 1	0'40.840	0'40.840	242.487				0'43.964	0'43.964	232.836	0'41.174	0'41.174	237.564	0'40.884	0'40.884	238.776
9 ^a - 2	1'41.256	1'00.416					1'47.034	1'03.070		1'40.851	0'59.677		1'39.888	0'59.004	
9 ^a - 3	2'17.631	0'36.375					2'23.288	0'36.254		2'27.925	0'47.074	PIT	2'16.393	0'36.505	
10 ^a - 1	0'41.103	0'41.103	241.238				0'40.907	0'40.907	240.000				0'40.676	0'40.676	241.238
10 ^a - 2	1'41.337	1'00.234					1'40.513	0'59.606					1'39.494	0'58.818	
10 ^a - 3	2'18.543	0'37.206					2'16.832	0'36.319					2'15.374	0'35.880	
11 ^a - 1	0'40.438	0'40.438	246.316				0'47.840	0'47.840	188.710				0'40.568	0'40.568	241.238
11 ^a - 2	1'40.437	0'59.999					1'55.979	1'08.139					1'39.598	0'59.030	
11 ^a - 3	2'17.310	0'36.873					2'41.613	0'45.634	PIT				2'15.522	0'35.924	
12 ^a - 1	0'40.642	0'40.642	243.750										0'42.011	0'42.011	240.001
12 ^a - 2	1'42.315	1'01.673											1'47.676	1'05.665	
12 ^a - 3	2'27.488	0'45.173	PIT										2'35.347	0'47.671	PIT

Ideal Lap	
0'40.438	0'40.438
1'40.437	0'59.999
2'16.591	0'36.154

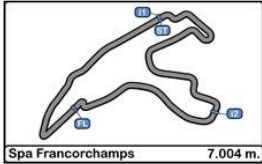
Ideal Lap	
0'42.324	0'42.324
1'43.930	1'01.606
2'20.992	0'37.062

Ideal Lap	
0'40.620	0'40.620
1'40.168	0'59.548
2'16.265	0'36.097

Ideal Lap	
0'40.744	0'40.744
1'40.198	0'59.454
2'16.320	0'36.122

Ideal Lap	
0'40.548	0'40.548
1'39.366	0'58.818
2'15.246	0'35.880

Ideal Best Lap	
0'40.072	0'40.072
1'38.296	0'58.224
2'14.066	0'35.770



Circuit de Spa
Euroformula Open
Free Practice 2

LAP ANALYSIS

26/05/2017

Number	18			21			22			24			34		
Lap	Lap Time	Partial	Speed	Lap Time	Partial	Speed	Lap Time	Partial	Speed	Lap Time	Partial	Speed	Lap Time	Partial	Speed
1 ^a - 1	0'41.222	0'41.222	241.238	0'41.097	0'41.097	241.238	0'41.909	0'41.909	234.000	0'41.093	0'41.093	240.001	0'41.250	0'41.250	240.001
1 ^a - 2	1'42.783	1'01.561		1'43.722	1'02.625		1'44.305	1'02.396		1'41.919	1'00.826		1'42.782	1'01.532	
1 ^a - 3	2'18.988	0'36.205		2'20.332	0'36.610		2'20.641	0'36.336		2'17.921	0'36.002		2'18.713	0'35.931	
2 ^a - 1	0'40.711	0'40.711	245.027	0'40.966	0'40.966	240.000	0'41.343	0'41.343	235.177	0'40.676	0'40.676	243.751	0'40.798	0'40.798	241.238
2 ^a - 2	1'41.631	1'00.920		1'44.713	1'03.747		1'41.824	1'00.481		1'40.891	1'00.215		1'41.356	1'00.558	
2 ^a - 3	2'17.867	0'36.236		2'35.249	0'50.536	PIT	2'18.038	0'36.214		2'16.803	0'35.912		2'17.260	0'35.904	
3 ^a - 1	0'40.924	0'40.924	238.776	6'11.866	6'11.866	228.293	0'41.370	0'41.370	236.364	0'40.478	0'40.478	248.937	0'40.832	0'40.832	242.487
3 ^a - 2	1'41.565	1'00.641		7'13.738	1'01.872		1'41.923	1'00.553		1'41.402	1'00.924		1'40.993	1'00.161	
3 ^a - 3	2'17.626	0'36.061		7'51.582	0'37.844		2'18.123	0'36.200		2'17.390	0'35.988		2'16.973	0'35.980	
4 ^a - 1	0'40.671	0'40.671	242.487	0'41.358	0'41.358	235.176	0'41.089	0'41.089	237.564	0'40.072	0'40.072	243.751	0'40.771	0'40.771	241.238
4 ^a - 2	1'41.180	1'00.509		1'43.071	1'01.713		1'42.415	1'01.326		1'40.970	1'00.898		1'40.472	0'59.701	
4 ^a - 3	2'17.233	0'36.053		2'19.638	0'36.567		2'32.356	0'49.941	PIT	2'26.483	0'45.513	PIT	2'16.488	0'36.016	
5 ^a - 1	0'40.769	0'40.769	238.776	0'41.246	0'41.246	236.364	4'19.571	4'19.571	231.684	5'15.460	5'15.460	200.001	0'41.031	0'41.031	243.751
5 ^a - 2	1'41.270	1'00.501		1'43.408	1'02.162		5'21.105	1'01.534		6'21.059	1'05.599		1'41.519	1'00.488	
5 ^a - 3	2'17.434	0'36.164		2'19.900	0'36.492		5'57.567	0'36.462		6'59.543	0'38.484		2'26.941	0'45.422	PIT
6 ^a - 1	0'40.778	0'40.778	236.364	0'41.088	0'41.088	240.001	0'41.508	0'41.508	238.776	0'41.236	0'41.236	236.364	7'03.165	7'03.165	225.001
6 ^a - 2	1'45.447	1'04.669		1'42.957	1'01.869		1'42.177	1'00.669		1'40.512	0'59.276		8'08.440	1'05.275	
6 ^a - 3	2'32.368	0'46.921	PIT	2'20.025	0'37.068		2'18.606	0'36.429		2'16.545	0'36.033		8'49.658	0'41.218	
7 ^a - 1	6'16.742	6'16.742	235.177	0'41.093	0'41.093	241.238	0'41.399	0'41.399	238.776	0'40.868	0'40.868	241.238	0'44.856	0'44.856	242.487
7 ^a - 2	7'18.107	1'01.365		1'46.103	1'05.010		1'41.984	1'00.585		1'43.245	1'02.377		1'45.701	1'00.845	
7 ^a - 3	7'54.495	0'36.388		2'30.941	0'44.838	PIT	2'18.824	0'36.840		2'25.246	0'42.001		2'22.106	0'36.405	
8 ^a - 1	0'40.953	0'40.953	241.238	4'47.023	4'47.023	236.364	0'41.370	0'41.370	236.364	0'41.002	0'41.002	238.776	0'40.925	0'40.925	242.487
8 ^a - 2	1'41.306	1'00.353		5'48.423	1'01.400		1'41.976	1'00.606		1'40.275	0'59.273		1'41.388	1'00.463	
8 ^a - 3	2'17.551	0'36.245		6'24.832	0'36.409		2'25.177	0'43.201		2'16.370	0'36.095		2'25.425	0'44.037	PIT
9 ^a - 1	0'40.718	0'40.718	245.027	0'41.450	0'41.450	237.564	0'41.790	0'41.790	236.364	0'40.991	0'40.991	238.776			
9 ^a - 2	1'41.715	1'00.997		1'43.261	1'01.811		1'42.473	1'00.683		1'39.906	0'58.915				
9 ^a - 3	2'18.131	0'36.416		2'28.858	0'45.597	PIT	2'19.039	0'36.566		2'15.813	0'35.907				
10 ^a - 1	0'40.884	0'40.884	240.001				0'41.430	0'41.430	237.564	0'40.815	0'40.815	240.001			
10 ^a - 2	1'41.534	1'00.650					2'39.081	1'57.651		1'39.918	0'59.103				
10 ^a - 3	2'17.824	0'36.290					3'33.953	0'54.872	PIT	2'15.967	0'36.049				
11 ^a - 1	0'42.358	0'42.358	221.801							0'41.022	0'41.022	237.564			
11 ^a - 2	1'47.658	1'05.300								1'40.555	0'59.533				
11 ^a - 3	2'34.474	0'46.816	PIT							2'27.633	0'47.078	PIT			
12 ^a - 1															
12 ^a - 2															
12 ^a - 3															

Ideal Lap	
0'40.671	0'40.671
1'41.024	1'00.353
2'17.077	0'36.053

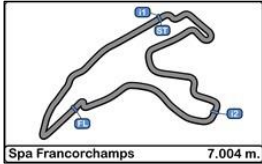
Ideal Lap	
0'40.966	0'40.966
1'42.366	1'01.400
2'18.775	0'36.409

Ideal Lap	
0'41.089	0'41.089
1'41.570	1'00.481
2'17.770	0'36.200

Ideal Lap	
0'40.072	0'40.072
1'38.987	0'58.915
2'14.894	0'35.907

Ideal Lap	
0'40.771	0'40.771
1'40.472	0'59.701
2'16.376	0'35.904

Ideal Best Lap	
0'40.072	0'40.072
1'38.296	0'58.224
2'14.066	0'35.770



**Circuit de Spa
Euroformula Open
Free Practice 2**

LAP ANALYSIS

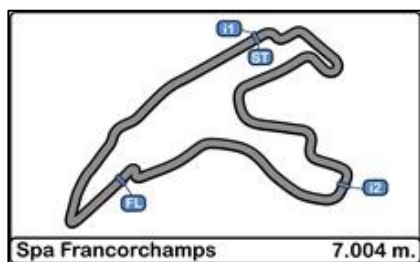
26/05/2017

Number	42			43		
	Lap Time	Partial	Speed	Lap Time	Partial	Speed
1 ^a - 1	0'42.500	0'42.500	230.543	0'42.154	0'42.154	194.191
1 ^a - 2	1'45.320	1'02.820		1'47.938	1'05.784	
1 ^a - 3	2'22.545	0'37.225		2'24.836	0'36.898	
2 ^a - 1	0'41.710	0'41.710	234.000	0'45.297	0'45.297	165.958
2 ^a - 2	1'44.400	1'02.690		1'53.049	1'07.752	
2 ^a - 3	2'32.308	0'47.908	PIT	2'38.420	0'45.371	PIT
3 ^a - 1	6'15.333	6'15.333	217.675	4'50.027	4'50.027	206.168
3 ^a - 2	7'20.961	1'05.628		5'53.264	1'03.237	
3 ^a - 3	7'58.832	0'37.871		6'30.415	0'37.151	
4 ^a - 1	0'44.018	0'44.018	232.836	0'41.984	0'41.984	230.543
4 ^a - 2	1'46.629	1'02.611		1'43.046	1'01.062	
4 ^a - 3	2'24.001	0'37.372		2'19.819	0'36.773	
5 ^a - 1	0'41.634	0'41.634	236.364	0'41.346	0'41.346	235.177
5 ^a - 2	1'42.948	1'01.314		1'42.271	1'00.925	
5 ^a - 3	2'26.114	0'43.166		2'19.013	0'36.742	
6 ^a - 1	0'41.064	0'41.064	240.000	0'41.588	0'41.588	237.564
6 ^a - 2	1'42.483	1'01.419		1'43.186	1'01.598	
6 ^a - 3	2'20.103	0'37.620		2'19.742	0'36.556	
7 ^a - 1	0'41.848	0'41.848	235.177	0'41.220	0'41.220	238.776
7 ^a - 2	1'42.544	1'00.696		1'41.895	1'00.675	
7 ^a - 3	2'18.903	0'36.359		2'18.520	0'36.625	
8 ^a - 1	0'41.530	0'41.530	235.177	0'41.097	0'41.097	232.836
8 ^a - 2	1'41.211	0'59.681		1'42.013	1'00.916	
8 ^a - 3	2'17.626	0'36.415		2'18.908	0'36.895	
9 ^a - 1	0'41.318	0'41.318	237.564	0'41.346	0'41.346	238.776
9 ^a - 2	1'41.106	0'59.788		1'41.792	1'00.446	
9 ^a - 3	2'17.531	0'36.425		2'18.355	0'36.563	
10 ^a - 1	0'41.945	0'41.945	229.412	0'41.279	0'41.279	237.564
10 ^a - 2	1'43.669	1'01.724		1'41.804	1'00.525	
10 ^a - 3	2'32.992	0'49.323	PIT	2'18.378	0'36.574	
11 ^a - 1				0'41.538	0'41.538	232.836
11 ^a - 2				1'42.387	1'00.849	
11 ^a - 3				2'26.726	0'44.339	PIT
12 ^a - 1						
12 ^a - 2						
12 ^a - 3						

Ideal Lap	
0'41.064	0'41.064
1'40.745	0'59.681
2'17.104	0'36.359

Ideal Lap	
0'41.097	0'41.097
1'41.543	1'00.446
2'18.099	0'36.556

Ideal Best Lap	
0'40.072	0'40.072
1'38.296	0'58.224
2'14.066	0'35.770

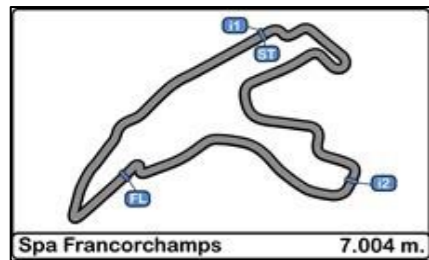


Circuit de Spa
Euroformula Open
Free Practice 2

Best Sectors Results

26/05/2017

Sector - 1			Sector - 2			Sector - 3			Ideal Lap vs Best Lap		
Ord.	Nº Driver	Time	Nº Driver	Time	Nº Driver	Time	Ord.	Nº Driver	Ideal Lap	Best Lap	Ord.
1	24 Ameya Vaidyanathan	40.072	10 Harrison Scott	58.224	1 Petru Florescu	35.770	1	10 Harrison Scott	2'14.362	2'14.362	1
2	10 Harrison Scott	40.192	17 Devlin De Francesco	58.818	17 Devlin De Francesco	35.880	2	24 Ameya Vaidyanathan	2'14.894	2'15.813	3
3	11 Alex Karkosik	40.438	24 Ameya Vaidyanathan	58.915	34 Matheus Iorio	35.904	3	17 Devlin De Francesco	2'15.246	2'15.374	2
4	1 Petru Florescu	40.476	3 Simo Laaksonen	59.242	24 Ameya Vaidyanathan	35.907	4	1 Petru Florescu	2'15.970	2'16.034	4
5	17 Devlin De Francesco	40.548	16 Nikita Troitskiy	59.454	10 Harrison Scott	35.946	5	3 Simo Laaksonen	2'16.133	2'16.164	5
6	14 Tarun Reddy	40.620	2 Thiago Vivacqua	59.541	3 Simo Laaksonen	35.964	6	14 Tarun Reddy	2'16.265	2'16.597	8
7	18 Jannes Fittje	40.671	14 Tarun Reddy	59.548	18 Jannes Fittje	36.053	7	16 Nikita Troitskiy	2'16.320	2'16.625	9
8	16 Nikita Troitskiy	40.744	42 Eliseo Martinez Meroño	59.681	2 Thiago Vivacqua	36.091	8	34 Matheus Iorio	2'16.376	2'16.488	7
9	8 Lodovico Laurini	40.745	34 Matheus Iorio	59.701	14 Tarun Reddy	36.097	9	2 Thiago Vivacqua	2'16.403	2'16.403	6
10	2 Thiago Vivacqua	40.771	1 Petru Florescu	59.724	16 Nikita Troitskiy	36.122	10	11 Alex Karkosik	2'16.591	2'17.212	11
11	34 Matheus Iorio	40.771	8 Lodovico Laurini	59.979	11 Alex Karkosik	36.154	11	18 Jannes Fittje	2'17.077	2'17.233	12
12	3 Simo Laaksonen	40.927	11 Alex Karkosik	59.999	22 Daniil Pronenko	36.200	12	42 Eliseo Martinez Meroño	2'17.104	2'17.531	13
13	21 Alexey Chuklin	40.966	18 Jannes Fittje	1'00.353	42 Eliseo Martinez Meroño	36.359	13	8 Lodovico Laurini	2'17.120	2'17.120	10
14	42 Eliseo Martinez Meroño	41.064	43 Pedro Cardoso	1'00.446	8 Lodovico Laurini	36.396	14	22 Daniil Pronenko	2'17.770	2'18.038	14
15	22 Daniil Pronenko	41.089	22 Daniil Pronenko	1'00.481	21 Alexey Chuklin	36.409	15	43 Pedro Cardoso	2'18.099	2'18.355	15
16	43 Pedro Cardoso	41.097	21 Alexey Chuklin	1'01.400	43 Pedro Cardoso	36.556	16	21 Alexey Chuklin	2'18.775	2'19.638	16
17	12 Christian Hahn	42.324	12 Christian Hahn	1'01.606	12 Christian Hahn	37.062	17	12 Christian Hahn	2'20.992	2'21.427	17

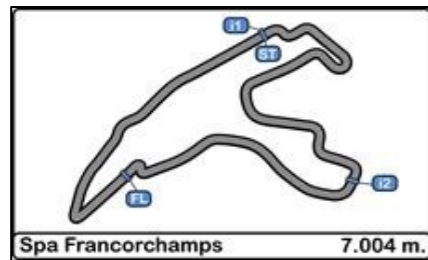


Circuit de Spa Euroformula Open Free Practice 2

Best Top Speeds

26/05/2017

Ord.	Nº	Entrant	Nat.	Driver	Nat.	Cat.	Cla.	Chassis	Team	Top 1		Top 2		Top 3		Top 4		Top 5		Avg.
										Km/h	Lap	Km/h	Lap	Km/h	Lap	Km/h	Lap	Km/h	Lap	
1	24	Carlin Motorsport	GBR	Ameya Vaidyanathan	IND			Dallara F312		248.936	4	243.750	3	243.750	5	241.237	8	240.000	2	243.535
2	1	Campos Racing	ESP	Petru Florescu	ROU	R	1º	Dallara F312		247.619	10	245.026	9	243.750	6	242.487	11	241.237	8	244.024
3	8	RP Motorsport	ITA	Lodovico Laurini	ITA	R	2º	Dallara F312		246.316	9	245.026	10	245.026	11	243.750	8	242.487	12	244.521
4	10	RP Motorsport	ITA	Harrison Scott	GBR			Dallara F312		246.316	9	245.026	4	243.750	10	242.487	11	242.487	3	244.013
5	11	RP Motorsport	ITA	Alex Karkosik	POL	R	3º	Dallara F312		246.316	9	246.316	12	245.026	8	243.750	13	242.487	10	244.779
6	17	Carlin Motorsport	GBR	Devlin De Francesco	CAN	R	4º	Dallara F312		245.026	9	242.487	5	242.487	3	242.487	4	241.237	6	242.745
7	18	Fortec Motorsports	GBR	Jannes Fittje	DEU	R	5º	Dallara F312		245.026	3	245.026	10	242.487	5	241.237	2	241.237	9	243.003
8	3	Campos Racing	ESP	Simo Laaksonen	FIN	R	6º	Dallara F312		243.750	5	241.237	10	240.000	6	238.776	4	238.775	3	240.508
9	34	Campos Racing	ESP	Matheus Iorio	BRA			Dallara F312		243.750	6	242.487	4	242.487	8	242.487	9	241.237	3	242.490
10	2	Campos Racing	ESP	Thiago Vivacqua	BRA			Dallara F312		242.487	9	240.000	8	238.776	2	238.775	7	237.563	3	239.520
11	14	Carlin Motorsport	GBR	Tarun Reddy	IND	R	7º	Dallara F312		242.487	2	241.237	3	241.237	4	241.237	9	240.000	11	241.240
12	16	Drivex School	ESP	Nikita Troitskiy	RUS	R	8º	Dallara F312		241.237	5	240.000	3	238.775	4	238.775	8	237.563	6	239.270
13	21	Fortec Motorsports	GBR	Alexey Chuklin	UKR			Dallara F312		241.237	2	241.237	8	240.000	7	240.000	3	237.563	10	240.008
14	42	RACE	ESP	Eliseo Martinez Meroño	ESP	R	9º	Dallara F312		240.000	7	237.563	10	236.364	6	235.176	8	235.176	9	236.856
15	43	RACE	ESP	Pedro Cardoso	BRA			Dallara F312		238.776	8	238.775	10	237.563	7	237.563	11	235.176	6	237.571
16	22	BVM Racing	ITA	Daniil Pronenko	RUS			Dallara F312		238.775	7	238.775	8	237.563	5	237.563	11	236.364	9	237.808
17	12	Drivex School	ESP	Christian Hahn	BRA			Dallara F312		232.836	3	230.542	4	229.412	2	227.184	6	226.087	5	229.212

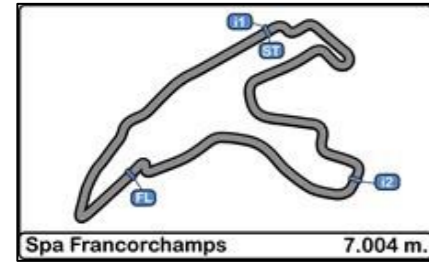


**Circuit de Spa
Euroformula Open
Free Practice 2**

Fastest Lap Sequence

26/05/2017

<u>Time of Day</u>	<u>Session Time</u>	<u>Nº</u>	<u>Entrant</u>	<u>Nat.</u>	<u>Driver</u>	<u>Nat.</u>	<u>Cat.</u>	<u>Chassis</u>	<u>Team</u>	<u>Time</u>	<u>Km/h</u>	<u>Lap</u>
11:09'56.501	4'40.238	2	Campos Racing	ESP	Thiago Vivacqua	BRA		Dallara F312	Campos Racing	2'19.127	181.233	2
11:10'03.905	4'47.656	18	Fortec Motorsports	GBR	Jannes Fittje	DEU	R	Dallara F312	Fortec Motorsports	2'18.988	181.414	2
11:10'06.299	4'50.135	17	Carlin Motorsport	GBR	Devlin De Francesco	CAN	R	Dallara F312	Carlin Motorsport	2'18.488	182.069	2
11:10'09.503	4'53.274	24	Carlin Motorsport	GBR	Ameya Vaidyanathan	IND		Dallara F312	Carlin Motorsport	2'17.921	182.818	2
11:12'21.731	7'05.523	18	Fortec Motorsports	GBR	Jannes Fittje	DEU	R	Dallara F312	Fortec Motorsports	2'17.867	182.889	3
11:12'24.031	7'07.836	17	Carlin Motorsport	GBR	Devlin De Francesco	CAN	R	Dallara F312	Carlin Motorsport	2'17.701	183.110	3
11:12'26.346	7'10.077	24	Carlin Motorsport	GBR	Ameya Vaidyanathan	IND		Dallara F312	Carlin Motorsport	2'16.803	184.312	3
11:16'23.119	11'06.892	16	Drivex School	ESP	Nikita Troitskiy	RUS	R	Dallara F312	Drivex School	2'16.625	184.552	4
11:17'32.628	12'16.390	34	Campos Racing	ESP	Matheus Iorio	BRA		Dallara F312	Campos Racing	2'16.488	184.737	5
11:29'48.564	24'32.335	17	Carlin Motorsport	GBR	Devlin De Francesco	CAN	R	Dallara F312	Carlin Motorsport	2'16.204	185.122	9
11:30'07.765	24'51.491	10	RP Motorsport	ITA	Harrison Scott	GBR		Dallara F312	RP Motorsport	2'14.362	187.660	9



Circuit de Spa
Euroformula Open
Free Practice 2

Weather Report

26/05/2017

Track Status DRY

