

Circuit de Spa Euroformula Open Free Practice 1

Results

26/05/2017

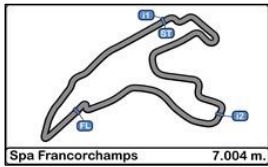
Ord.	Nº	Entrant	Nat.	Driver	Nat.	Cat.	Cl.	Chassis	Team	Laps	Best	Time	Gap	Interval	Km/h
1	10	RP Motorsport	ITA	Harrison Scott	GBR			Dallara F312	RP Motorsport	13	11	2'15.963			185.450
2	2	Campos Racing	ESP	Thiago Vivacqua	BRA			Dallara F312	Campos Racing	12	11	2'16.236	0"273	0"273	185.079
3	1	Campos Racing	ESP	Petru Florescu	ROU	R	1º	Dallara F312	Campos Racing	10	8	2'16.509	0"546	0"273	184.709
4	16	Drivex School	ESP	Nikita Troitskiy	RUS	R	2º	Dallara F312	Drivex School	11	9	2'16.599	0"636	0"090	184.587
5	17	Carlin Motorsport	GBR	Devlin De Francesco	CAN	R	3º	Dallara F312	Carlin Motorsport	13	11	2'17.041	1"078	0"442	183.992
6	24	Carlin Motorsport	GBR	Ameya Vaidyanathan	IND			Dallara F312	Carlin Motorsport	13	11	2'17.071	1"108	0"030	183.951
7	21	Fortec Motorsports	GBR	Alexey Chuklin	UKR			Dallara F312	Fortec Motorsports	14	6	2'17.565	1"602	0"494	183.291
8	3	Campos Racing	ESP	Simo Laaksonen	FIN	R	4º	Dallara F312	Campos Racing	14	11	2'17.774	1"811	0"209	183.013
9	11	RP Motorsport	ITA	Alex Karkosik	POL	R	5º	Dallara F312	RP Motorsport	14	13	2'17.845	1"882	0"071	182.918
10	14	Carlin Motorsport	GBR	Tarun Reddy	IND	R	6º	Dallara F312	Carlin Motorsport	10	10	2'17.922	1"959	0"077	182.816
11	18	Fortec Motorsports	GBR	Jannes Fittje	DEU	R	7º	Dallara F312	Fortec Motorsports	10	9	2'18.070	2"107	0"148	182.620
12	42	RACE	ESP	Eliseo Martinez Meroño	ESP	R	8º	Dallara F312	Teo Martin Motorsport	12	7	2'18.163	2"200	0"093	182.497
13	34	Campos Racing	ESP	Matheus Iorio	BRA			Dallara F312	Campos Racing	12	9	2'18.516	2"553	0"353	182.032
14	43	RACE	ESP	Pedro Cardoso	BRA			Dallara F312	Teo Martin Motorsport	12	7	2'18.658	2"695	0"142	181.846
15	22	BVM Racing	ITA	Daniil Pronenko	RUS			Dallara F312	BVM Racing	10	9	2'18.822	2"859	0"164	181.631
16	8	RP Motorsport	ITA	Lodovico Laurini	ITA	R	9º	Dallara F312	RP Motorsport	14	12	2'19.606	3"643	0"784	180.611
17	12	Drivex School	ESP	Christian Hahn	BRA			Dallara F312	Drivex School	13	8	2'20.277	4"314	0"671	179.747

Published at:.....

Track Status

DRY

Stewards:	Race Director:	Timekeeper: 
-----------	----------------	--



Circuit de Spa
Euroformula Open
Free Practice 1

LAP ANALYSIS

26/05/2017

Number	1			2			3			8			10		
	Lap Time	Partial	Speed	Lap Time	Partial	Speed	Lap Time	Partial	Speed	Lap Time	Partial	Speed	Lap Time	Partial	Speed
1 ^a - 1															
1 ^a - 2	1'47.632	1'47.632		1'44.721	1'44.721		1'55.374	1'55.374		2'04.133	2'04.133		1'52.401	1'52.401	
1 ^a - 3	2'24.839	0'37.207		2'21.659	0'36.938		2'32.973	0'37.599		2'46.897	0'42.764		2'30.495	0'38.094	
2 ^a - 1															
2 ^a - 2	1'43.098	1'43.098		1'43.057	1'43.057		1'46.048	1'46.048		1'50.590	1'50.590		1'42.707	1'42.707	
2 ^a - 3	2'19.844	0'36.746		2'19.648	0'36.591		2'23.990	0'37.942		2'30.622	0'40.032		2'18.892	0'36.185	
3 ^a - 1															
3 ^a - 2	1'42.015	1'42.015		1'42.316	1'42.316		1'45.844	1'45.844		1'45.896	1'45.896		1'42.035	1'42.035	
3 ^a - 3	2'18.329	0'36.314		2'18.786	0'36.470		2'22.782	0'36.938		2'23.392	0'37.496		2'18.018	0'35.983	
4 ^a - 1															
4 ^a - 2	1'45.247	1'45.247		1'41.704	1'41.704		1'43.950	1'43.950		1'45.360	1'45.360		1'41.349	1'41.349	
4 ^a - 3	2'33.662	0'48.415	PIT	2'18.152	0'36.448		2'20.188	0'36.238		2'22.594	0'37.234		2'17.838	0'36.489	
5 ^a - 1	6'53.068	6'53.068	205.264												
5 ^a - 2	7'57.919	1'04.851		1'42.375	1'42.375		1'42.940	1'42.940		1'44.321	1'44.321		1'41.267	1'41.267	
5 ^a - 3	8'34.914	0'36.995		2'28.448	0'46.073	PIT	2'19.360	0'36.420		2'21.185	0'36.864		2'27.203	0'45.936	PIT
6 ^a - 1	0'41.149	0'41.149	243.751	4'56.857	4'56.857	206.168							3'18.070	3'18.070	175.281
6 ^a - 2	1'42.922	1'01.773		6'00.185	1'03.328		1'42.807	1'42.807		1'43.927	1'43.927		4'24.111	1'06.041	
6 ^a - 3	2'19.201	0'36.279		6'36.632	0'36.447		2'19.197	0'36.390		2'21.017	0'37.090		5'01.198	0'37.087	
7 ^a - 1	0'40.803	0'40.803	240.001	0'41.252	0'41.252	237.564	0'41.325	0'41.325	235.177	0'41.904	0'41.904	235.177	0'40.931	0'40.931	232.836
7 ^a - 2	1'40.483	0'59.680		1'41.249	0'59.997		1'41.952	1'00.627		1'43.817	1'01.913		1'41.548	1'00.617	
7 ^a - 3	2'16.509	0'36.026		2'17.478	0'36.229		2'18.421	0'36.469		2'20.716	0'36.899		2'17.922	0'36.374	
8 ^a - 1	0'40.858	0'40.858	241.238	0'40.920	0'40.920	235.177	0'41.313	0'41.313	237.564	0'41.382	0'41.382	236.364	0'40.587	0'40.587	242.487
8 ^a - 2	1'40.244	0'59.386		1'40.443	0'59.523		1'42.183	1'00.870		1'50.559	1'09.177		1'40.538	0'59.951	
8 ^a - 3	2'16.645	0'36.401		2'16.595	0'36.152		2'18.784	0'36.601		2'27.501	0'36.942		2'16.505	0'35.967	
9 ^a - 1	0'41.781	0'41.781	242.487	0'41.034	0'41.034	237.564	0'41.334	0'41.334	237.564	0'41.107	0'41.107	241.238	0'40.202	0'40.202	243.751
9 ^a - 2	1'45.791	1'04.010		1'40.601	0'59.567		1'41.740	1'00.406		1'43.242	1'02.135		1'41.580	1'01.378	
9 ^a - 3	2'29.546	0'43.755	PIT	2'16.676	0'36.075		2'18.121	0'36.381		2'20.051	0'36.809		2'22.526	0'40.946	
10 ^a - 1				0'40.912	0'40.912	241.238	0'41.182	0'41.182	238.776	0'41.073	0'41.073	238.776	0'40.522	0'40.522	246.316
10 ^a - 2				1'40.134	0'59.222		1'41.530	1'00.348		1'43.621	1'02.548		1'39.953	0'59.431	
10 ^a - 3				2'16.236	0'36.102		2'17.774	0'36.244		2'20.223	0'36.602		2'15.963	0'36.010	
11 ^a - 1				0'41.361	0'41.361	234.000	0'41.259	0'41.259	240.001	0'41.243	0'41.243	240.001	0'40.588	0'40.588	245.027
11 ^a - 2				1'44.734	1'03.373		1'41.539	1'00.280		1'42.923	1'01.680		1'40.111	0'59.523	
11 ^a - 3				2'32.455	0'47.721	PIT	2'17.844	0'36.305		2'19.606	0'36.683		2'16.026	0'35.915	
12 ^a - 1							0'40.990	0'40.990	238.776	0'41.260	0'41.260	238.776	0'40.390	0'40.390	243.751
12 ^a - 2							1'43.962	1'02.972		1'42.844	1'01.584		1'41.617	1'01.227	
12 ^a - 3							2'20.627	0'36.665		2'19.799	0'36.955		2'27.067	0'45.450	PIT
13 ^a - 1							0'42.202	0'42.202	238.776	0'41.519	0'41.519	237.564			
13 ^a - 2							1'44.971	1'02.769		1'43.583	1'02.064				
13 ^a - 3							2'41.060	0'56.089	PIT	2'37.893	0'54.310	PIT			

Ideal Lap	
0'40.803	0'40.803
1'40.189	0'59.386
2'16.215	0'36.026

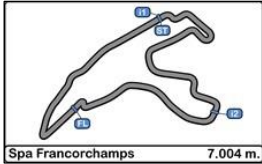
Ideal Lap	
0'40.912	0'40.912
1'40.134	0'59.222
2'16.209	0'36.075

Ideal Lap	
0'40.990	0'40.990
1'41.270	1'00.280
2'17.508	0'36.238

Ideal Lap	
0'41.073	0'41.073
1'42.657	1'01.584
2'19.259	0'36.602

Ideal Lap	
0'40.202	0'40.202
1'39.633	0'59.431
2'15.548	0'35.915

Ideal Best Lap	
0'40.202	0'40.202
1'39.424	0'59.222
2'15.339	0'35.915



Circuit de Spa
Euroformula Open
Free Practice 1

LAP ANALYSIS

26/05/2017

Number	11			12			14			16			17		
	Lap Time	Partial	Speed	Lap Time	Partial	Speed	Lap Time	Partial	Speed	Lap Time	Partial	Speed	Lap Time	Partial	Speed
1 ^a - 1															
1 ^a - 2	1'51.011	1'51.011		1'47.477	1'47.477					1'45.993	1'45.993		1'52.669	1'52.669	
1 ^a - 3	2'28.664	0'37.653		2'24.980	0'37.503		2'31.111	2'31.111		2'22.806	0'36.813		2'30.862	0'38.193	
2 ^a - 1															
2 ^a - 2	1'46.648	1'46.648		1'46.676	1'46.676					1'43.552	1'43.552		1'45.523	1'45.523	
2 ^a - 3	2'23.477	0'36.829		2'23.635	0'36.959		2'21.690	2'21.690		2'20.265	0'36.713		2'24.371	0'38.848	
3 ^a - 1															
3 ^a - 2	1'44.621	1'44.621		1'44.125	1'44.125					1'42.445	1'42.445		1'48.679	1'48.679	
3 ^a - 3	2'22.220	0'37.599		2'22.403	0'38.278		2'21.920	2'21.920		2'19.587	0'37.142		2'34.425	0'45.746	
4 ^a - 1															
4 ^a - 2	1'45.321	1'45.321		1'43.597	1'43.597					1'42.558	1'42.558		1'42.561	1'42.561	
4 ^a - 3	2'23.021	0'37.700		2'20.523	0'36.926		2'20.345	2'20.345		2'27.007	0'44.449	PIT	2'19.306	0'36.745	
5 ^a - 1															
5 ^a - 2	1'48.130	1'48.130		1'43.675	1'43.675					4'50.199	4'50.199		1'42.857	1'42.857	
5 ^a - 3	2'24.876	0'36.746		2'21.109	0'37.434		7'24.149	7'24.149		5'26.976	0'36.777		2'19.137	0'36.280	
6 ^a - 1				0'41.786	0'41.786	232.836				0'41.143	0'41.143	235.177			
6 ^a - 2	1'43.941	1'43.941		1'44.046	1'02.260					1'41.770	1'00.627		1'41.590	1'41.590	
6 ^a - 3	2'20.571	0'36.630		2'20.976	0'36.930		2'19.149	2'19.149		2'18.146	0'36.376		2'17.745	0'36.155	
7 ^a - 1	0'41.002	0'41.002	241.238	0'41.704	0'41.704	232.836				0'40.878	0'40.878	237.564	0'41.045	0'41.045	237.564
7 ^a - 2	1'42.974	1'01.972		1'43.393	1'01.689					1'41.173	1'00.295		1'42.940	1'01.895	
7 ^a - 3	2'19.176	0'36.202		2'20.277	0'36.884		2'18.691	2'18.691		2'17.439	0'36.266		2'25.820	0'42.880	PIT
8 ^a - 1	0'40.904	0'40.904	241.238	0'41.827	0'41.827	234.001				0'40.937	0'40.937	237.564	1'58.944	1'58.944	238.776
8 ^a - 2	1'42.027	1'01.123		1'43.705	1'01.878					1'40.482	0'59.545		3'00.020	1'01.076	
8 ^a - 3	2'18.430	0'36.403		2'20.626	0'36.921		2'18.234	2'18.234		2'16.599	0'36.117		3'43.141	0'43.121	
9 ^a - 1	0'40.758	0'40.758	241.238	0'41.918	0'41.918	232.836				0'40.919	0'40.919	238.776	0'40.994	0'40.994	241.238
9 ^a - 2	1'43.819	1'03.061		1'43.922	1'02.004					1'40.864	0'59.945		1'41.452	1'00.458	
9 ^a - 3	2'20.287	0'36.468		2'20.775	0'36.853		2'17.922	2'17.922		2'18.420	0'37.556		2'17.539	0'36.087	
10 ^a - 1	0'40.602	0'40.602	240.001	0'41.834	0'41.834	235.177				0'41.371	0'41.371	238.776	0'40.419	0'40.419	242.488
10 ^a - 2	1'41.282	1'00.680		1'43.887	1'02.053					1'41.385	1'00.014		1'40.803	1'00.384	
10 ^a - 3	2'19.135	0'37.853		2'21.007	0'37.120					2'17.772	0'36.387		2'17.041	0'36.238	
11 ^a - 1	0'45.284	0'45.284	240.001	0'41.883	0'41.883	232.836				0'40.959	0'40.959	237.564	0'40.801	0'40.801	240.001
11 ^a - 2	1'46.304	1'01.020		1'43.702	1'01.819					1'40.597	0'59.638		1'41.678	1'00.877	
11 ^a - 3	2'22.527	0'36.223		2'20.716	0'37.014								2'17.713	0'36.035	
12 ^a - 1	0'40.790	0'40.790	243.750	0'42.812	0'42.812	226.087							0'41.078	0'41.078	241.238
12 ^a - 2	1'41.594	1'00.804		1'46.918	1'04.106								1'45.288	1'04.210	
12 ^a - 3	2'17.845	0'36.251		2'44.274	0'57.356	PIT							2'30.943	0'45.655	PIT
13 ^a - 1	0'41.224	0'41.224	242.487												
13 ^a - 2	1'44.796	1'03.572													
13 ^a - 3	2'42.881	0'58.085	PIT												

Ideal Lap	
0'40.602	0'40.602
1'41.282	1'00.680
2'17.484	0'36.202

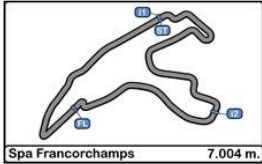
Ideal Lap	
0'41.704	0'41.704
1'43.393	1'01.689
2'20.246	0'36.853

Ideal Lap	
	2'17.922

Ideal Lap	
0'40.878	0'40.878
1'40.423	0'59.545
2'16.540	0'36.117

Ideal Lap	
0'40.419	0'40.419
1'40.803	1'00.384
2'16.838	0'36.035

Ideal Best Lap	
0'40.202	0'40.202
1'39.424	0'59.222
2'15.339	0'35.915



Circuit de Spa
Euroformula Open
Free Practice 1

LAP ANALYSIS

26/05/2017

Number	18			21			22			24			34		
	Lap Time	Partial	Speed	Lap Time	Partial	Speed	Lap Time	Partial	Speed	Lap Time	Partial	Speed	Lap Time	Partial	Speed
1 ^a - 1															
1 ^a - 2	1'45.703	1'45.703		1'44.633	1'44.633		3'28.554	3'28.554		1'48.750	1'48.750		1'47.556	1'47.556	
1 ^a - 3	2'22.486	0'36.783		2'20.569	0'35.936		4'06.014	0'37.460		2'27.018	0'38.268		2'24.697	0'37.141	
2 ^a - 1															
2 ^a - 2	1'42.817	1'42.817		1'42.090	1'42.090		1'46.868	1'46.868		1'46.550	1'46.550		1'43.798	1'43.798	
2 ^a - 3	2'19.158	0'36.341		2'18.124	0'36.034		2'23.533	0'36.665		2'23.299	0'36.749		2'20.328	0'36.530	
3 ^a - 1															
3 ^a - 2	1'42.914	1'42.914		1'42.340	1'42.340		1'44.108	1'44.108		1'49.883	1'49.883		1'42.030	1'42.030	
3 ^a - 3	2'19.335	0'36.421		2'18.560	0'36.220		2'31.708	0'47.600	PIT	2'29.237	0'39.354		2'19.131	0'37.101	
4 ^a - 1															
4 ^a - 2	1'42.009	1'42.009		1'41.741	1'41.741		5'34.189	5'34.189	225.000	1'43.369	1'43.369		1'42.617	1'42.617	
4 ^a - 3	2'18.254	0'36.245		2'18.151	0'36.410		6'39.569	1'05.380		7'16.494	0'36.925		2'28.852	0'46.235	PIT
5 ^a - 1															
5 ^a - 2	1'41.956	1'41.956		1'41.457	1'41.457		0'42.108	0'42.108	232.836	1'42.563	1'42.563		4'38.904	4'38.904	187.952
5 ^a - 3	2'28.683	0'46.727	PIT	2'17.565	0'36.108		1'43.877	1'01.769		2'21.053	0'37.176		5'43.049	1'04.145	
6 ^a - 1	7'50.819	7'50.819	231.684				0'43.479	0'43.479	228.293	1'42.661	1'42.661		6'20.461	0'37.412	
6 ^a - 2	8'54.343	1'03.524		1'43.048	1'43.048		1'46.995	1'03.516		2'29.220	0'46.559	PIT	0'41.591	0'41.591	231.684
6 ^a - 3	9'31.050	0'36.707		2'20.909	0'37.861		2'24.051	0'37.056		1'42.661	1'42.661		1'42.687	1'01.096	
7 ^a - 1	0'41.010	0'41.010	241.238	0'40.588	0'40.588	245.027	0'41.807	0'41.807	231.684	2'31.400	2'31.400	192.593	2'19.464	0'36.777	
7 ^a - 2	1'42.885	1'01.875		1'41.772	1'01.184		1'43.550	1'01.743		3'33.518	1'02.118		0'41.494	0'41.494	232.836
7 ^a - 3	2'19.714	0'36.829		2'18.081	0'36.309		2'20.043	0'36.493		4'11.619	0'38.101		1'42.317	1'00.823	
8 ^a - 1	0'40.704	0'40.704	242.487	0'40.361	0'40.361	246.316	0'41.445	0'41.445	240.001	0'41.069	0'41.069	238.776	2'19.181	0'36.864	
8 ^a - 2	1'41.805	1'01.101		1'41.544	1'01.183		1'42.506	1'01.061		1'41.442	1'00.373		0'41.482	0'41.482	236.364
8 ^a - 3	2'18.070	0'36.265		2'17.682	0'36.138		2'18.822	0'36.316		2'17.650	0'36.208		1'41.879	1'00.397	
9 ^a - 1	0'43.805	0'43.805	200.859	0'40.267	0'40.267	248.937	0'41.626	0'41.626	210.811	0'40.952	0'40.952	238.776	2'18.516	0'36.637	
9 ^a - 2	1'50.038	1'06.233		1'41.796	1'01.529		1'48.595	1'06.969		1'41.154	1'00.202		0'41.540	0'41.540	235.177
9 ^a - 3	2'37.072	0'47.034	PIT	2'18.647	0'36.851		2'40.583	0'51.988	PIT	2'17.427	0'36.273		1'42.132	1'00.592	
10 ^a - 1				0'40.921	0'40.921	242.488				0'41.112	0'41.112	241.238	2'18.854	0'36.722	
10 ^a - 2				1'41.780	1'00.859					1'40.973	0'59.861		0'41.521	0'41.521	235.177
10 ^a - 3				2'18.413	0'36.633					2'17.071	0'36.098		1'41.956	1'00.435	
11 ^a - 1				0'40.835	0'40.835	243.751				0'41.000	0'41.000	241.238	2'18.694	0'36.738	
11 ^a - 2				1'41.808	1'00.973					1'41.764	1'00.764		0'41.493	0'41.493	235.176
11 ^a - 3				2'17.877	0'36.069					2'17.890	0'36.126		1'42.479	1'00.986	
12 ^a - 1				0'40.607	0'40.607	245.027				0'43.312	0'43.312	240.000	2'32.008	0'49.529	PIT
12 ^a - 2				1'41.799	1'01.192					1'44.478	1'01.166				
12 ^a - 3				2'17.871	0'36.072					2'36.618	0'52.140	PIT			
13 ^a - 1				0'40.792	0'40.792	242.487									
13 ^a - 2				1'44.426	1'03.634										
13 ^a - 3				2'34.329	0'49.903	PIT									

Ideal Lap	
0'40.704	0'40.704
1'41.805	1'01.101
2'18.050	0'36.245

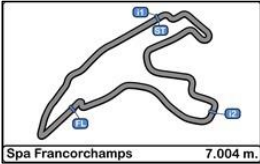
Ideal Lap	
0'40.267	0'40.267
1'41.126	1'00.859
2'17.062	0'35.936

Ideal Lap	
0'41.445	0'41.445
1'42.506	1'01.061
2'18.822	0'36.316

Ideal Lap	
0'40.952	0'40.952
1'40.813	0'59.861
2'16.911	0'36.098

Ideal Lap	
0'41.482	0'41.482
1'41.879	1'00.397
2'18.409	0'36.530

Ideal Best Lap	
0'40.202	0'40.202
1'39.424	0'59.222
2'15.339	0'35.915



**Circuit de Spa
Euroformula Open
Free Practice 1**

LAP ANALYSIS

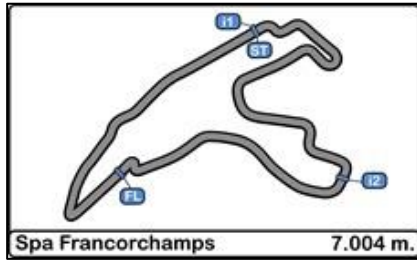
26/05/2017

Number	42			43		
	Lap Time	Partial	Speed	Lap Time	Partial	Speed
1 ^a - 1						
1 ^a - 2	1'53.975	1'53.975		1'52.403	1'52.403	
1 ^a - 3	2'31.655	0'37.680		2'30.046	0'37.643	
2 ^a - 1						
2 ^a - 2	1'47.533	1'47.533		1'45.825	1'45.825	
2 ^a - 3	2'24.866	0'37.333		2'23.023	0'37.198	
3 ^a - 1						
3 ^a - 2	1'44.593	1'44.593		1'43.658	1'43.658	
3 ^a - 3	2'22.242	0'37.649		2'20.334	0'36.676	
4 ^a - 1						
4 ^a - 2	1'42.966	1'42.966		1'43.731	1'43.731	
4 ^a - 3	2'19.567	0'36.601		2'20.620	0'36.889	
5 ^a - 1						
5 ^a - 2	1'42.413	1'42.413		1'44.802	1'44.802	
5 ^a - 3	2'18.994	0'36.581		2'22.161	0'37.359	
6 ^a - 1						
6 ^a - 2	1'41.941	1'41.941		1'42.081	1'42.081	
6 ^a - 3	2'18.163	0'36.222		2'18.658	0'36.577	
7 ^a - 1	0'41.216	0'41.216	236.364	0'41.610	0'41.610	234.000
7 ^a - 2	1'42.450	1'01.234		1'43.505	1'01.895	
7 ^a - 3	2'19.181	0'36.731		2'19.898	0'36.393	
8 ^a - 1	0'41.470	0'41.470	221.801	0'41.100	0'41.100	238.776
8 ^a - 2	1'44.009	1'02.539		1'42.453	1'01.353	
8 ^a - 3	2'20.826	0'36.817		2'30.191	0'47.738	PIT
9 ^a - 1	0'41.444	0'41.444	235.177	3'48.405	3'48.405	235.177
9 ^a - 2	1'42.653	1'01.209		4'49.969	1'01.564	
9 ^a - 3	2'20.287	0'37.634		5'26.783	0'36.814	
10 ^a - 1	0'45.625	0'45.625	203.479	0'41.641	0'41.641	235.177
10 ^a - 2	1'47.034	1'01.409		1'57.585	1'15.944	
10 ^a - 3	2'23.363	0'36.329		2'34.316	0'36.731	
11 ^a - 1	0'41.086	0'41.086	241.238	0'41.667	0'41.667	235.177
11 ^a - 2	1'41.263	1'00.177		1'44.478	1'02.811	
11 ^a - 3	2'29.287	0'48.024	PIT	2'32.012	0'47.534	PIT
12 ^a - 1						
12 ^a - 2						
12 ^a - 3						
13 ^a - 1						
13 ^a - 2						
13 ^a - 3						

Ideal Lap	
0'41.086	0'41.086
1'41.263	1'00.177
2'17.485	0'36.222

Ideal Lap	
0'41.100	0'41.100
1'42.453	1'01.353
2'18.846	0'36.393

Ideal Best Lap	
0'40.202	0'40.202
1'39.424	0'59.222
2'15.339	0'35.915

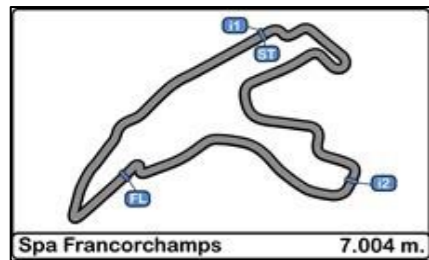


**Circuit de Spa
Euroformula Open
Free Practice 1**

Best Sectors Results

26/05/2017

Sector - 1			Sector - 2		Sector - 3		Ideal Lap vs Best Lap				
Ord.	Nº Driver	Time	Nº Driver	Time	Nº Driver	Time	Ord.	Nº Driver	Ideal Lap	Best Lap	Ord.
1	10 Harrison Scott	40.202	2 Thiago Vivacqua	59.222	10 Harrison Scott	35.915	1	10 Harrison Scott	2'15.548	2'15.963	1
2	21 Alexey Chuklin	40.267	1 Petru Florescu	59.386	21 Alexey Chuklin	35.936	2	2 Thiago Vivacqua	2'16.209	2'16.236	2
3	17 Devlin De Francesco	40.419	10 Harrison Scott	59.431	1 Petru Florescu	36.026	3	1 Petru Florescu	2'16.215	2'16.509	3
4	11 Alex Karkosik	40.602	16 Nikita Troitskiy	59.545	17 Devlin De Francesco	36.035	4	16 Nikita Troitskiy	2'16.540	2'16.599	4
5	18 Jannes Fittje	40.704	24 Ameya Vaidyanathan	59.861	2 Thiago Vivacqua	36.075	5	17 Devlin De Francesco	2'16.838	2'17.041	5
6	1 Petru Florescu	40.803	42 Eliseo Martinez Meroño	1'00.177	24 Ameya Vaidyanathan	36.098	6	24 Ameya Vaidyanathan	2'16.911	2'17.071	6
7	16 Nikita Troitskiy	40.878	3 Simo Laaksonen	1'00.280	16 Nikita Troitskiy	36.117	7	21 Alexey Chuklin	2'17.062	2'17.565	7
8	2 Thiago Vivacqua	40.912	17 Devlin De Francesco	1'00.384	11 Alex Karkosik	36.202	8	11 Alex Karkosik	2'17.484	2'17.845	9
9	24 Ameya Vaidyanathan	40.952	34 Matheus Iorio	1'00.397	42 Eliseo Martinez Meroño	36.222	9	42 Eliseo Martinez Meroño	2'17.485	2'18.163	12
10	3 Simo Laaksonen	40.990	11 Alex Karkosik	1'00.680	3 Simo Laaksonen	36.238	10	3 Simo Laaksonen	2'17.508	2'17.774	8
11	8 Lodovico Laurini	41.073	21 Alexey Chuklin	1'00.859	18 Jannes Fittje	36.245	11	18 Jannes Fittje	2'18.050	2'18.070	11
12	42 Eliseo Martinez Meroño	41.086	22 Daniil Pronenko	1'01.061	22 Daniil Pronenko	36.316	12	34 Matheus Iorio	2'18.409	2'18.516	13
13	43 Pedro Cardoso	41.100	18 Jannes Fittje	1'01.101	43 Pedro Cardoso	36.393	13	22 Daniil Pronenko	2'18.822	2'18.822	15
14	22 Daniil Pronenko	41.445	43 Pedro Cardoso	1'01.353	34 Matheus Iorio	36.530	14	43 Pedro Cardoso	2'18.846	2'18.658	14
15	34 Matheus Iorio	41.482	8 Lodovico Laurini	1'01.584	8 Lodovico Laurini	36.602	15	8 Lodovico Laurini	2'19.259	2'19.606	16
16	12 Christian Hahn	41.704	12 Christian Hahn	1'01.689	12 Christian Hahn	36.853	16	12 Christian Hahn	2'20.246	2'20.277	17
17	14 Tarun Reddy	Transponder	14 Tarun Reddy	Transponder	14 Tarun Reddy	2'17.922	17	14 Tarun Reddy	Transponder	2'17.922	10

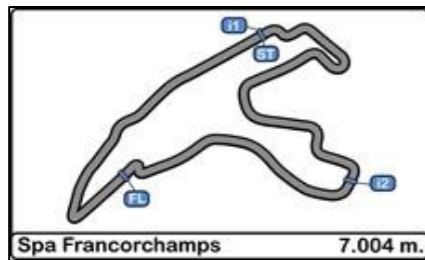


Circuit de Spa Euroformula Open Free Practice 1

Best Top Speeds

26/05/2017

Ord.	Nº	Entrant	Nat.	Driver	Nat.	Cat.	Cla.	Chassis	Team	Top 1		Top 2		Top 3		Top 4		Top 5		Avg.
										Km/h	Lap	Km/h	Lap	Km/h	Lap	Km/h	Lap	Km/h	Lap	
1	21	Fortec Motorsports	GBR	Alexey Chuklin	UKR			Dallara F312		248.936	10	246.316	9	245.026	8	245.026	13	243.750	12	245.811
2	10	RP Motorsport	ITA	Harrison Scott	GBR			Dallara F312		246.316	11	245.026	12	243.750	10	243.750	13	242.487	9	244.266
3	1	Campos Racing	ESP	Petru Florescu	ROU	R	1º	Dallara F312		243.750	7	242.487	10	241.237	9	240.000	8	205.263	6	234.547
4	11	RP Motorsport	ITA	Alex Karkosik	POL	R	2º	Dallara F312		243.750	13	242.487	14	241.237	8	241.237	9	241.237	10	241.990
5	17	Carlin Motorsport	GBR	Devlin De Francesco	CAN	R	3º	Dallara F312		242.487	11	241.237	10	241.237	13	240.000	12	238.775	9	240.747
6	18	Fortec Motorsports	GBR	Jannes Fittje	DEU	R	4º	Dallara F312		242.487	9	241.237	8	231.683	7	200.858	10			229.066
7	2	Campos Racing	ESP	Thiago Vivacqua	BRA			Dallara F312		241.237	11	237.564	8	237.563	10	235.176	9	234.000	12	237.108
8	8	RP Motorsport	ITA	Lodovico Laurini	ITA	R	5º	Dallara F312		241.237	10	240.000	12	238.775	11	238.775	13	237.563	14	239.270
9	24	Carlin Motorsport	GBR	Ameya Vaidyanathan	IND			Dallara F312		241.237	11	241.237	12	240.000	13	238.776	9	238.776	10	240.005
10	42	RACE	ESP	Eliseo Martinez Meroño	ESP	R	6º	Dallara F312		241.237	12	236.363	8	235.176	10	221.801	9	203.478	11	227.611
11	3	Campos Racing	ESP	Simo Laaksonen	FIN	R	7º	Dallara F312		240.000	12	238.776	11	238.775	13	238.775	14	237.563	9	238.778
12	22	BVM Racing	ITA	Daniil Pronenko	RUS			Dallara F312		240.000	9	232.836	6	231.683	8	228.293	7	225.000	5	231.562
13	16	Drivex School	ESP	Nikita Troitskiy	RUS	R	8º	Dallara F312		238.776	10	238.775	11	237.563	8	237.563	9	237.563	12	238.048
14	43	RACE	ESP	Pedro Cardoso	BRA			Dallara F312		238.775	9	235.176	10	235.176	11	235.176	12	234.000	8	235.661
15	34	Campos Racing	ESP	Matheus Iorio	BRA			Dallara F312		236.364	9	235.176	10	235.176	11	235.176	12	232.836	8	234.945
16	12	Drivex School	ESP	Christian Hahn	BRA			Dallara F312		235.176	11	234.000	9	232.836	7	232.836	8	232.836	10	233.537



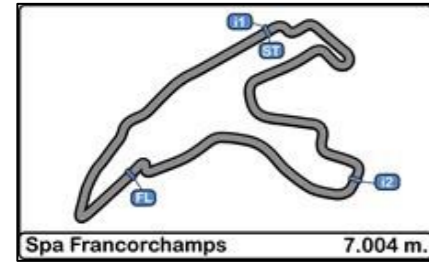
**Circuit de Spa
Euroformula Open
Free Practice 1**

Fastest Lap Sequence

26/05/2017

<u>Time of Day</u>	<u>Session Time</u>	<u>Nº</u>	<u>Entrant</u>	<u>Nat.</u>	<u>Driver</u>	<u>Nat.</u>	<u>Cat.</u>	<u>Chassis</u>	<u>Team</u>	<u>Time</u>	<u>Km/h</u>	<u>Lap</u>
9:20'06.030	4'55.265	2	Campos Racing	ESP	Thiago Vivacqua	BRA		Dallara F312	Campos Racing	2'21.659	177.994	2
9:21'20.902	6'10.119	21	Fortec Motorsports	GBR	Alexey Chuklin	UKR		Dallara F312	Fortec Motorsports	2'20.569	179.374	2
9:22'25.701	7'14.913	2	Campos Racing	ESP	Thiago Vivacqua	BRA		Dallara F312	Campos Racing	2'19.648	180.557	3
9:23'11.493	8'00.650	10	RP Motorsport	ITA	Harrison Scott	GBR		Dallara F312	RP Motorsport	2'18.892	181.540	3
9:23'39.066	8'28.243	21	Fortec Motorsports	GBR	Alexey Chuklin	UKR		Dallara F312	Fortec Motorsports	2'18.124	182.549	3
9:25'29.424	10'18.668	10	RP Motorsport	ITA	Harrison Scott	GBR		Dallara F312	RP Motorsport	2'18.018	182.689	4
9:27'47.377	12'36.506	10	RP Motorsport	ITA	Harrison Scott	GBR		Dallara F312	RP Motorsport	2'17.838	182.928	5
9:30'33.269	15'22.519	21	Fortec Motorsports	GBR	Alexey Chuklin	UKR		Dallara F312	Fortec Motorsports	2'17.565	183.291	6
9:37'59.755	22'48.860	16	Drivex School	ESP	Nikita Troitskiy	RUS	R	Dallara F312	Drivex School	2'17.439	183.459	8
9:39'50.052	24'39.334	10	RP Motorsport	ITA	Harrison Scott	GBR		Dallara F312	RP Motorsport	2'16.505	184.714	9
9:44'28.529	29'17.823	10	RP Motorsport	ITA	Harrison Scott	GBR		Dallara F312	RP Motorsport	2'15.963	185.450	11





**Circuit de Spa
Euroformula Open
Free Practice 1**

Weather Report

26/05/2017

Track Status DRY

