

Hungaroring

Euroformula Open

Private Test - 3

Results

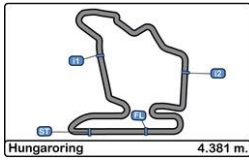
29/06/2017

Ord.	Nº	Entrant	Nat.	Driver	Nat.	Cat.	Cla.	Chassis	Team	Laps	Best	Time	Gap	Interval	Km/h
1	16	Drivex School	ESP	Jake Dennis	GBR			Dallara F312	Drivex School	18	17	1'36.440			163.538
2	17	Carlin Motorsport	GBR	Devlin De Francesco	CAN	R	1º	Dallara F312	Carlin Motorsport	19	12	1'36.552	0"112	0"112	163.348
3	18	Fortec Motorsports	GBR	Jannes Fittje	DEU	R	2º	Dallara F312	Fortec Motorsports	18	17	1'37.058	0"618	0"506	162.497
4	10	RP Motorsport	ITA	Harrison Scott	GBR			Dallara F312	RP Motorsport	11	7	1'37.120	0"680	0"062	162.393
5	1	Campos Racing	ESP	Raoul Hyman	ZAF			Dallara F312	Campos Racing	15	14	1'37.121	0"681	0"001	162.391
6	14	Carlin Motorsport	GBR	Tarun Reddy	IND	R	3º	Dallara F312	Carlin Motorsport	19	17	1'37.139	0"699	0"018	162.361
7	11	RP Motorsport	ITA	Alex Karkosik	POL	R	4º	Dallara F312	RP Motorsport	16	15	1'37.283	0"843	0"144	162.121
8	20	Fortec Motorsports	GBR	Petru Florescu	ROU	R	5º	Dallara F312	Fortec Motorsports	11	10	1'37.287	0"847	0"004	162.114
9	3	Campos Racing	ESP	Simo Laaksonen	FIN	R	6º	Dallara F312	Campos Racing	18	10	1'37.435	0"995	0"148	161.868
10	2	Campos Racing	ESP	Thiago Vivacqua	BRA			Dallara F312	Campos Racing	13	12	1'37.580	1"140	0"145	161.627
11	43	RACE	ESP	Pedro Cardoso	BRA			Dallara F312	Teo Martin Motorsport	18	15	1'37.701	1"261	0"121	161.427
12	34	Campos Racing	ESP	Matheus Iorio	BRA			Dallara F312	Campos Racing	15	14	1'37.852	1"412	0"151	161.178
13	24	Carlin Motorsport	GBR	Ameya Vaidyanathan	IND			Dallara F312	Carlin Motorsport	21	18	1'38.043	1"603	0"191	160.864
14	42	RACE	ESP	Eliseo Martinez	ESP	R	7º	Dallara F312	Teo Martin Motorsport	16	13	1'39.083	2"643	1"040	159.176
15	22	BVM Racing	ITA	Daniil Pronenko	RUS			Dallara F312	BVM Racing	14	13	1'39.482	3"042	0"399	158.537
16	8	RP Motorsport	ITA	Lodovico Laurini	ITA	R	8º	Dallara F312	RP Motorsport	5	5	1'40.051	3"611	0"569	157.636

Published at:.....

Track Status **DRY**

Stewards:	Race Director:	Timekeeper: 
-----------	----------------	--



Hungaroring
Euroformula Open
Private Test - 3

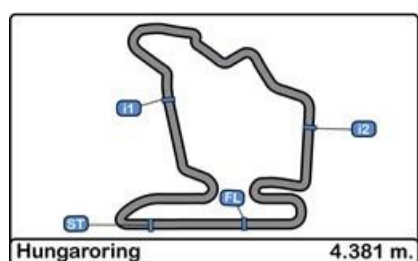
LAP ANALYSIS

29/06/2017

Number 43			
Lap	Lap Time	Partial	Speed
1 ^a - 1	1'12.018	1'12.018	
1 ^a - 2	1'51.897	0'39.879	
1 ^a - 3	2'25.860	0'33.963	PIT
2 ^a - 1	1'04.734	1'04.734	
2 ^a - 2	1'40.539	0'35.805	
2 ^a - 3	2'12.426	0'31.887	PIT
3 ^a - 1	1'06.851	1'06.851	
3 ^a - 2	1'44.445	0'37.594	
3 ^a - 3	2'12.299	0'27.854	
4 ^a - 1	0'37.279	0'37.279	216.001
4 ^a - 2	1'11.857	0'34.578	
4 ^a - 3	1'42.418	0'30.561	PIT
5 ^a - 1	7'33.483	7'33.483	
5 ^a - 2	8'09.342	0'35.859	
5 ^a - 3	8'41.475	0'32.133	
6 ^a - 1	0'37.080	0'37.080	216.001
6 ^a - 2	1'11.804	0'34.724	
6 ^a - 3	1'38.813	0'27.009	
7 ^a - 1	0'36.752	0'36.752	217.304
7 ^a - 2	1'11.119	0'34.367	
7 ^a - 3	1'38.120	0'27.001	
8 ^a - 1	0'36.552	0'36.552	218.182
8 ^a - 2	1'10.978	0'34.426	
8 ^a - 3	1'38.057	0'27.079	
9 ^a - 1	0'36.541	0'36.541	218.182
9 ^a - 2	1'11.115	0'34.574	
9 ^a - 3	1'38.061	0'26.946	
10 ^a - 1	0'36.487	0'36.487	218.182
10 ^a - 2	1'11.052	0'34.565	
10 ^a - 3	1'38.152	0'27.100	
11 ^a - 1	0'36.676	0'36.676	216.433
11 ^a - 2	1'11.034	0'34.358	
11 ^a - 3	1'38.073	0'27.039	
12 ^a - 1	0'36.693	0'36.693	216.001
12 ^a - 2	1'11.098	0'34.405	
12 ^a - 3	1'38.029	0'26.931	
13 ^a - 1	0'36.532	0'36.532	217.304
13 ^a - 2	1'10.867	0'34.335	
13 ^a - 3	1'37.714	0'26.847	
14 ^a - 1	0'36.607	0'36.607	215.569
14 ^a - 2	1'10.806	0'34.199	
14 ^a - 3	1'37.701	0'26.895	
15 ^a - 1	0'36.583	0'36.583	215.140
15 ^a - 2	1'11.267	0'34.684	
15 ^a - 3	1'38.272	0'27.005	
16 ^a - 1	0'36.596	0'36.596	215.569
16 ^a - 2	1'11.847	0'35.251	
16 ^a - 3	1'42.812	0'30.965	PIT
17 ^a - 1	6'16.151	6'16.151	
17 ^a - 2	6'51.711	0'35.560	
17 ^a - 3	7'26.332	0'34.621	PIT
18 ^a - 1			
18 ^a - 2			
18 ^a - 3			
19 ^a - 1			
19 ^a - 2			
19 ^a - 3			
20 ^a - 1			
20 ^a - 2			
20 ^a - 3			

Ideal Lap	
0'36.487	0'36.487
1'10.686	0'34.199
1'37.533	0'26.847

Ideal Best Lap	
0'36.220	0'36.220
1'09.774	0'33.554
1'36.167	0'26.393

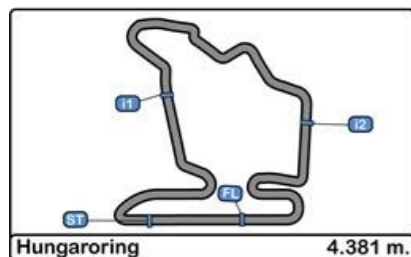


Hungaroring
Euroformula Open
Private Test - 3

Best Sectors Results

29/06/2017

Sector - 1		Sector - 2		Sector - 3		Ideal Lap vs Best Lap					
Ord.	Nº Driver	Time	Nº Driver	Time	Nº Driver	Time	Ord.	Nº Driver	Ideal Lap	Best Lap	Ord.
1	16 Jake Dennis	36.220	16 Jake Dennis	33.554	17 Devlin De Francesco	26.393	1	16 Jake Dennis	1'36.189	1'36.440	1
2	14 Tarun Reddy	36.224	1 Raoul Hyman	33.824	16 Jake Dennis	26.415	2	17 Devlin De Francesco	1'36.552	1'36.552	2
3	18 Jannes Fittje	36.243	17 Devlin De Francesco	33.906	11 Alex Karkosik	26.490	3	14 Tarun Reddy	1'36.871	1'37.139	6
4	17 Devlin De Francesco	36.253	18 Jannes Fittje	34.059	14 Tarun Reddy	26.576	4	18 Jannes Fittje	1'36.904	1'37.058	3
5	3 Simo Laaksonen	36.283	10 Harrison Scott	34.069	18 Jannes Fittje	26.602	5	10 Harrison Scott	1'37.047	1'37.120	4
6	10 Harrison Scott	36.347	14 Tarun Reddy	34.071	10 Harrison Scott	26.631	6	1 Raoul Hyman	1'37.102	1'37.121	5
7	20 Petru Florescu	36.387	20 Petru Florescu	34.173	20 Petru Florescu	26.653	7	20 Petru Florescu	1'37.213	1'37.287	8
8	11 Alex Karkosik	36.406	43 Pedro Cardoso	34.199	3 Simo Laaksonen	26.710	8	3 Simo Laaksonen	1'37.246	1'37.435	9
9	2 Thiago Vivacqua	36.478	2 Thiago Vivacqua	34.202	1 Raoul Hyman	26.716	9	11 Alex Karkosik	1'37.283	1'37.283	7
10	24 Ameya Vaidyanathan	36.481	3 Simo Laaksonen	34.253	34 Matheus Iorio	26.719	10	2 Thiago Vivacqua	1'37.461	1'37.580	10
11	43 Pedro Cardoso	36.487	34 Matheus Iorio	34.384	2 Thiago Vivacqua	26.781	11	43 Pedro Cardoso	1'37.533	1'37.701	11
12	1 Raoul Hyman	36.562	11 Alex Karkosik	34.387	24 Ameya Vaidyanathan	26.801	12	34 Matheus Iorio	1'37.783	1'37.852	12
13	34 Matheus Iorio	36.680	24 Ameya Vaidyanathan	34.659	43 Pedro Cardoso	26.847	13	24 Ameya Vaidyanathan	1'37.941	1'38.043	13
14	42 Eliseo Martinez	36.771	22 Daniil Pronenko	35.188	22 Daniil Pronenko	27.006	14	42 Eliseo Martinez	1'39.017	1'39.083	14
15	22 Daniil Pronenko	36.932	42 Eliseo Martinez	35.204	42 Eliseo Martinez	27.042	15	22 Daniil Pronenko	1'39.126	1'39.482	15
16	8 Lodovico Laurini	36.985	8 Lodovico Laurini	35.539	8 Lodovico Laurini	27.527	16	8 Lodovico Laurini	1'40.051	1'40.051	16



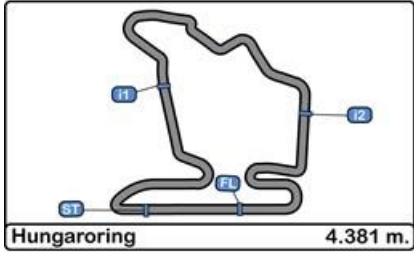
Hungaroring
Euroformula Open
Private Test - 3

Best Top Speeds

29/06/2017

Ord.	Nº	Entrant	Nat.	Driver	Nat.	Cat.	Cla.	Chassis	Team	Top 1		Top 2		Top 3		Top 4		Top 5		Avg.	
										Km/h	Lap	Km/h	Lap	Km/h	Lap	Km/h	Lap	Km/h	Lap		
1	11	RP Motorsport	ITA	Alex Karkosik	POL	R	1º	Dallara F312			219.067	9	219.067	3	219.067	8	219.067	10	219.067	11	219.067
2	2	Campos Racing	ESP	Thiago Vivacqua	BRA			Dallara F312			218.624	2	218.182	7	218.182	8	217.742	4	216.868	3	217.919
3	3	Campos Racing	ESP	Simo Laaksonen	FIN	R	2º	Dallara F312			218.182	11	217.304	5	217.304	9	217.304	10	217.304	12	217.479
4	43	RACE	ESP	Pedro Cardoso	BRA			Dallara F312			218.182	9	218.182	10	218.182	11	217.304	8	217.304	14	217.831
5	1	Campos Racing	ESP	Raoul Hyman	ZAF			Dallara F312			217.742	4	217.304	10	216.868	3	216.868	8	216.868	9	217.130
6	10	RP Motorsport	ITA	Harrison Scott	GBR			Dallara F312			217.742	5	217.304	3	216.867	4	216.867	8	216.433	7	217.043
7	16	Drivex School	ESP	Jake Dennis	GBR			Dallara F312			217.742	7	217.304	6	216.868	5	216.433	13	216.000	10	216.869
8	18	Fortec Motorsports	GBR	Jannes Fittje	DEU	R	3º	Dallara F312			217.742	10	217.742	6	217.304	5	217.304	11	216.868	4	217.392
9	20	Fortec Motorsports	GBR	Petru Florescu	ROU	R	4º	Dallara F312			217.742	10	216.868	5	216.433	4	216.433	11	216.000	8	216.695
10	14	Carlin Motorsport	GBR	Tarun Reddy	IND	R	5º	Dallara F312			216.868	7	216.867	5	216.433	10	216.000	4	216.000	9	216.434
11	34	Campos Racing	ESP	Matheus Iorio	BRA			Dallara F312			216.868	10	216.433	7	216.000	9	215.140	8	215.140	11	215.916
12	42	RACE	ESP	Eliseo Martinez	ESP	R	6º	Dallara F312			216.868	9	216.433	10	215.140	13	215.139	8	214.712	7	215.658
13	8	RP Motorsport	ITA	Lodovico Laurini	ITA	R	7º	Dallara F312			216.433	6	215.569	4	215.139	5	208.494	2	196.364	3	210.400
14	17	Carlin Motorsport	GBR	Devlin De Francesco	CAN	R	8º	Dallara F312			216.433	7	216.433	12	216.000	6	216.000	11	215.569	4	216.087
15	24	Carlin Motorsport	GBR	Ameya Vaidyanathan	IND			Dallara F312			216.433	5	216.433	6	216.433	12	216.433	13	216.000	9	216.346
16	22	BVM Racing	ITA	Daniil Pronenko	RUS			Dallara F312			216.000	8	215.140	7	215.139	9	214.712	4	214.286	10	215.055



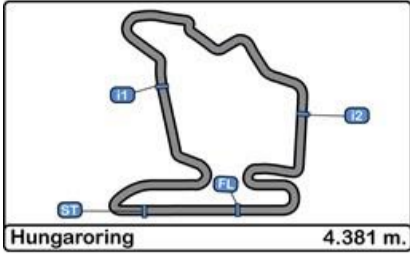


Hungaroring Euroformula Open Private Test - 3

Fastest Lap Sequence

29/06/2017

Time of Day	Session Time	Nº	Entrant	Nat.	Driver	Nat.	Cat.	Chassis	Team	Time	Km/h	Lap
14:03'41.591	3'25.595	18	Fortec Motorsports	GBR	Jannes Fittje	DEU	R	Dallara F312	Fortec Motorsports	1'40.322	157.210	2
14:03'56.122	3'40.117	17	Carlin Motorsport	GBR	Devlin De Francesco	CAN	R	Dallara F312	Carlin Motorsport	1'40.133	157.507	2
14:05'20.476	5'04.524	18	Fortec Motorsports	GBR	Jannes Fittje	DEU	R	Dallara F312	Fortec Motorsports	1'38.929	159.423	3
14:05'34.637	5'18.687	17	Carlin Motorsport	GBR	Devlin De Francesco	CAN	R	Dallara F312	Carlin Motorsport	1'38.570	160.004	3
14:07'10.448	6'54.500	20	Fortec Motorsports	GBR	Petru Florescu	ROU	R	Dallara F312	Fortec Motorsports	1'38.228	160.561	4
14:09'05.478	8'49.420	16	Drivex School	ESP	Jake Dennis	GBR		Dallara F312	Drivex School	1'37.996	160.941	4
14:10'36.528	10'20.569	17	Carlin Motorsport	GBR	Devlin De Francesco	CAN	R	Dallara F312	Carlin Motorsport	1'37.745	161.355	6
14:12'32.748	12'16.671	16	Drivex School	ESP	Jake Dennis	GBR		Dallara F312	Drivex School	1'37.223	162.221	6
14:26'42.074	26'26.100	17	Carlin Motorsport	GBR	Devlin De Francesco	CAN	R	Dallara F312	Carlin Motorsport	1'36.950	162.678	11
14:28'18.589	28'02.652	17	Carlin Motorsport	GBR	Devlin De Francesco	CAN	R	Dallara F312	Carlin Motorsport	1'36.552	163.348	12
14:46'29.019	46'12.998	16	Drivex School	ESP	Jake Dennis	GBR		Dallara F312	Drivex School	1'36.440	163.538	17

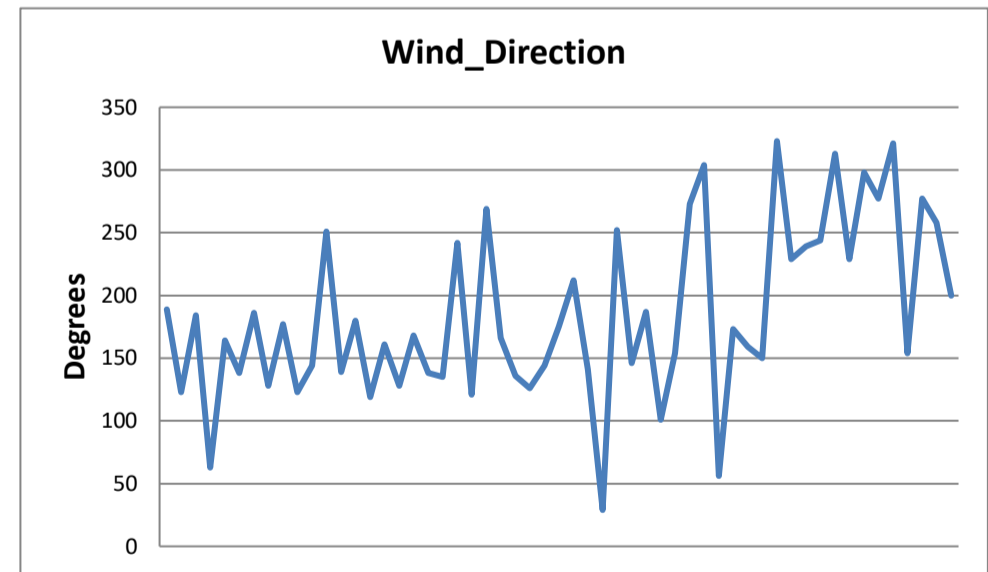
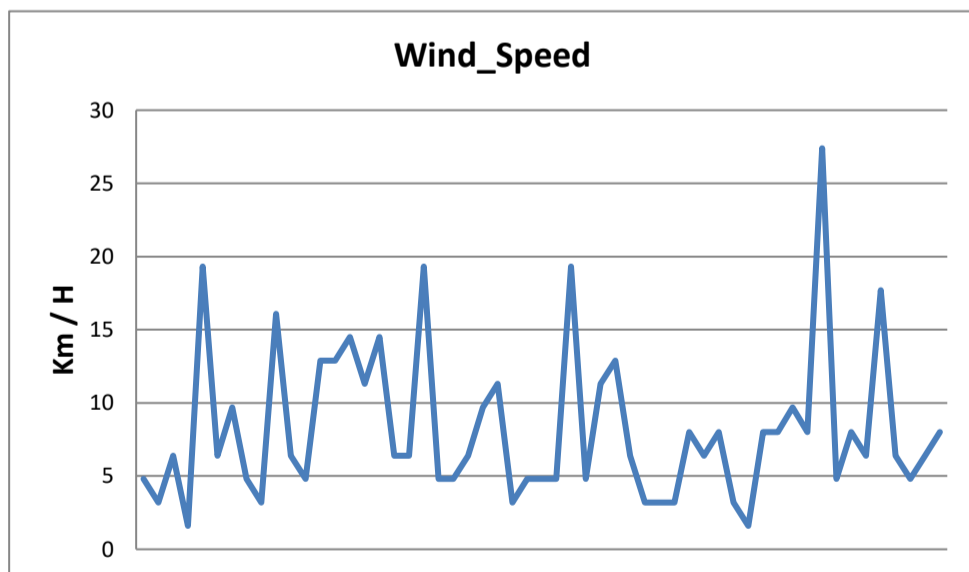
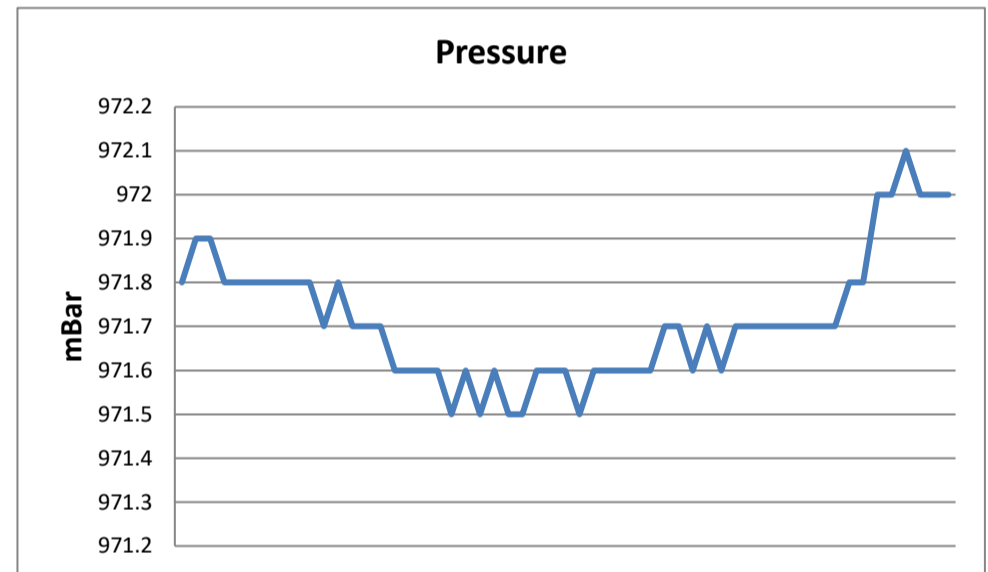
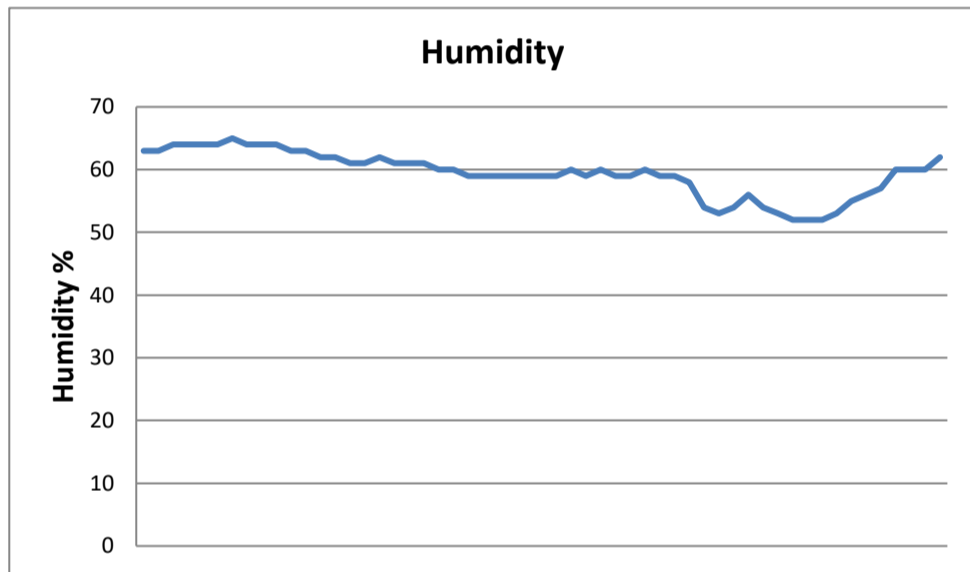
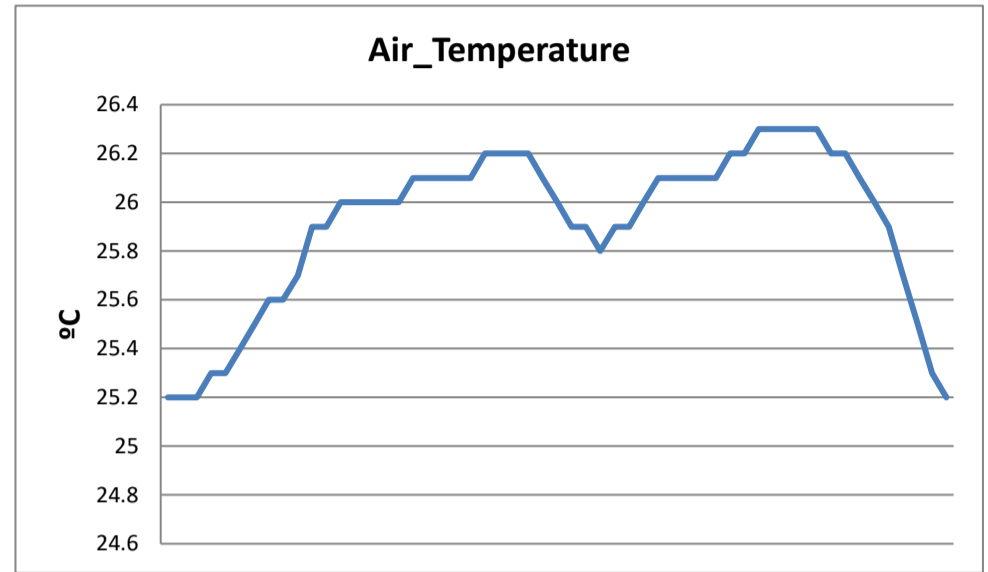
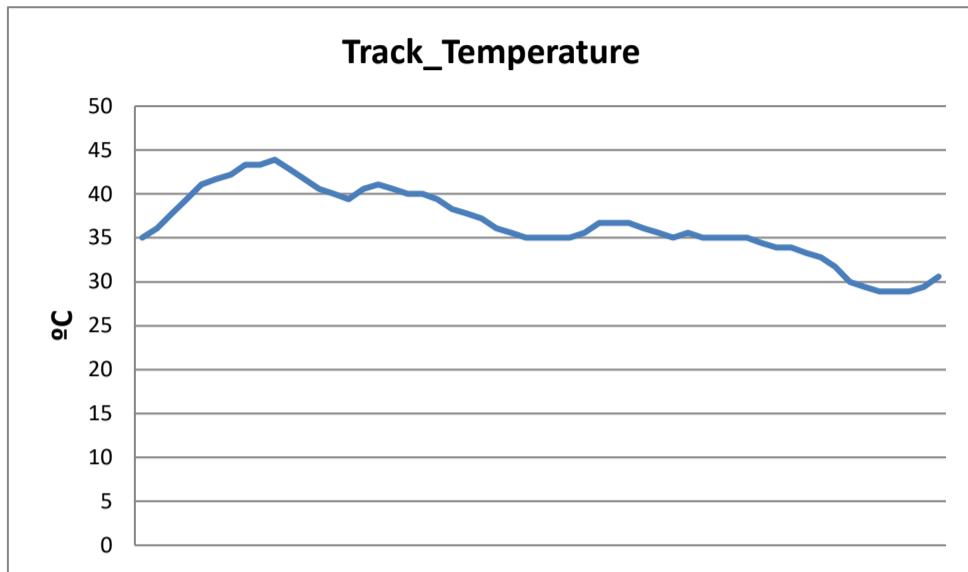


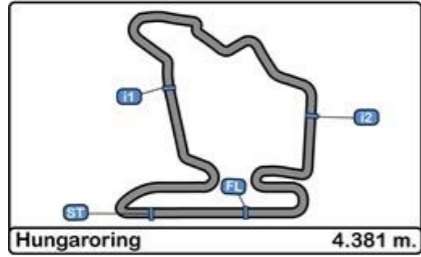
Hungaroring
Euroformula Open
Private Test - 3

Weather Report

29/06/2017

Track Status DRY





Hungaroring Euroformula Open

PRIVATE TESTS RESULTS

29/06/2017

Ord.	Nº	Entrant	Nat.	Driver	Nat.	Cat.	Cla.	Chassis	Team	Laps	Laps1	BL1	Time-1	Laps2	BL2	Time-2	Laps	BL3	Time-3	Best	Km/h
1	16	Drivex School	ESP	Jake Dennis	GBR			Dallara F312	Drivex School	60	27	25	1'39.662	15	14	1'37.005	18	17	1'36.440	1'36.440	163.538
2	17	Carlin Motorsport	GBR	Devlin De Francesco	CAN	R	1º	Dallara F312	Carlin Motorsport	79	41	37	1'39.126	19	10	1'37.949	19	12	1'36.552	1'36.552	163.348
3	18	Fortec Motorsports	GBR	Jannes Fittje	DEU	R	2º	Dallara F312	Fortec Motorsports	72	33	32	1'38.263	21	20	1'38.453	18	17	1'37.058	1'37.058	162.497
4	10	RP Motorsport	ITA	Harrison Scott	GBR			Dallara F312	RP Motorsport	56	29	28	1'38.762	16	12	1'37.934	11	7	1'37.120	1'37.120	162.393
5	1	Campos Racing	ESP	Raoul Hyman	ZAF			Dallara F312	Campos Racing	42	18	17	1'38.369	9	2	1'38.491	15	14	1'37.121	1'37.121	162.391
6	14	Carlin Motorsport	GBR	Tarun Reddy	IND	R	3º	Dallara F312	Carlin Motorsport	73	36	35	1'39.436	18	17	1'37.952	19	17	1'37.139	1'37.139	162.361
7	11	RP Motorsport	ITA	Alex Karkosik	POL	R	4º	Dallara F312	RP Motorsport	58	25	24	1'40.084	17	9	1'39.662	16	15	1'37.283	1'37.283	162.121
8	20	Fortec Motorsports	GBR	Petru Florescu	ROU	R	5º	Dallara F312	Fortec Motorsports	47	23	22	1'38.419	13	10	1'38.952	11	10	1'37.287	1'37.287	162.114
9	3	Campos Racing	ESP	Simo Laaksonen	FIN	R	6º	Dallara F312	Campos Racing	52	20	14	1'50.923	14	13	1'38.732	18	10	1'37.435	1'37.435	161.868
10	2	Campos Racing	ESP	Thiago Vivacqua	BRA			Dallara F312	Campos Racing	57	28	26	1'38.815	16	7	1'38.985	13	12	1'37.580	1'37.580	161.627
11	43	RACE	ESP	Pedro Cardoso	BRA			Dallara F312	Teo Martin Motorsport	67	36	32	1'39.510	13	11	1'38.767	18	15	1'37.701	1'37.701	161.427
12	24	Carlin Motorsport	GBR	Ameya Vaidyanathan	IND			Dallara F312	Carlin Motorsport	84	42	40	1'39.284	21	16	1'37.728	21	18	1'38.043	1'37.728	161.383
13	34	Campos Racing	ESP	Matheus Iorio	BRA			Dallara F312	Campos Racing	54	26	24	1'39.529	13	11	1'38.866	15	14	1'37.852	1'37.852	161.178
14	42	RACE	ESP	Eliseo Martinez	ESP	R	7º	Dallara F312	Teo Martin Motorsport	70	39	37	1'40.012	15	10	1'38.831	16	13	1'39.083	1'38.831	159.582
15	12	Drivex School	ESP	Christian Hahn	BRA			Dallara F312	Drivex School	47	35	34	1'39.507	12	11	1'39.039				1'39.039	159.246
16	22	BVM Racing	ITA	Daniil Pronenko	RUS			Dallara F312	BVM Racing	55	29	27	1'41.783	12	10	1'40.860	14	13	1'39.482	1'39.482	158.537
17	8	RP Motorsport	ITA	Lodovico Laurini	ITA	R	8º	Dallara F312	RP Motorsport	44	25	23	1'44.158	14	7	1'40.476	5	5	1'40.051	1'40.051	157.636

Published at:.....

Stewards: 	Race Director: 	Timekeeper: 
----------------------	---------------------------	---

