

Autodromo do Estoril
Euroformula Open
Private Test 3

Results

27/04/2017

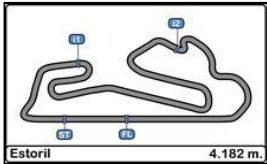
Ord.	Nº	Entrant	Nat.	Driver	Nat.	Cat.	Cla.	Chassis	Team	Laps	Best	Time	Gap	Interval	Km/h
1	24	Carlin Motorsport	GBR	Ameya Vaidyanathan	IND			Dallara F312	Carlin Motorsport	21	18	1'31.827			163.952
2	10	RP Motorsport	ITA	Harrison Scott	GBR			Dallara F312	RP Motorsport	20	16	1'32.084	0"257	0"257	163.494
3	16	Drivex School	ESP	Nikita Troitskiy	RUS	R	1º	Dallara F312	Drivex School	22	18	1'32.108	0"281	0"024	163.452
4	17	Carlin Motorsport	GBR	Devlin De Francesco	CAN/ITA	R	2º	Dallara F312	Carlin Motorsport	24	22	1'32.304	0"477	0"196	163.105
5	1	Campos Racing	ESP	Petru Florescu	ROU	R	3º	Dallara F312	Campos Racing	19	18	1'32.441	0"614	0"137	162.863
6	34	Campos Racing	ESP	Matheus Iorio	BRA			Dallara F312	Campos Racing	21	19	1'32.510	0"683	0"069	162.741
7	2	Campos Racing	ESP	Thiago Vivacqua	BRA			Dallara F312	Campos Racing	23	20	1'32.669	0"842	0"159	162.462
8	12	Drivex School	ESP	Christian Hahn	BRA			Dallara F312	Drivex School	25	20	1'32.929	1"102	0"260	162.008
9	3	Campos Racing	ESP	Simo Laaksonen	FIN	R	4º	Dallara F312	Campos Racing	23	21	1'32.938	1"111	0"009	161.992
10	18	Fortec Motorsports	GBR	Jannes Fittje	DEU	R	5º	Dallara F312	Fortec Motorsports	22	13	1'33.026	1"199	0"088	161.839
11	11	RP Motorsport	ITA	Alexs Karkosik	POL	R	6º	Dallara F312	RP Motorsport	21	20	1'33.045	1"218	0"019	161.806
12	19	Fortec Motorsports	GBR	Yan Leon Shlom	RUS	R	7º	Dallara F312	Fortec Motorsports	17	9	1'33.179	1"352	0"134	161.573
13	43	RACE	ESP	Pedro Cardoso	BRA			Dallara F312	Teo Martin Motorsport	19	17	1'33.234	1"407	0"055	161.478
14	42	RACE	ESP	Eliseo Martinez Meroño	ESP	R	8º	Dallara F312	Teo Martin Motorsport	19	18	1'33.378	1"551	0"144	161.229
15	14	Carlin Motorsport	GBR	Tarun Reddy	IND	R	9º	Dallara F312	Carlin Motorsport	21	10	1'33.496	1"669	0"118	161.025
16	22	BVM Racing	ITA	Daniil Pronenko	RUS			Dallara F312	BVM Racing	20	19	1'34.076	2"249	0"580	160.032
17	8	RP Motorsport	ITA	Lodovico Laurini	ITA	R	10º	Dallara F312	RP Motorsport	19	18	1'34.079	2"252	0"003	160.027
18	20	Fortec Motorsports	GBR	Najiy Ayyad Razak	MYS	R	11º	Dallara F312	Fortec Motorsports	6	5	1'34.687	2"860	0"608	159.000
19	44	RACE	ESP	Javier Cobián	ESP	R	12º	Dallara F312	Teo Martin Motorsport	15	14	1'34.998	3"171	0"311	158.479

Published at:.....

Track Status **DRY**

Stewards:	Race Director:	Timekeeper: 
------------------	-----------------------	---



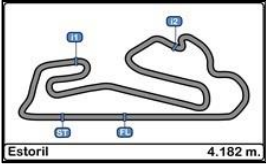


Autodromo do Estoril
Euroformula Open
Private Test 3

LAP ANALYSIS

27/04/2017

Number	1			2			3			8			10		
	Lap Time	Partial	Speed	Lap Time	Partial	Speed	Lap Time	Partial	Speed	Lap Time	Partial	Speed	Lap Time	Partial	Speed
1 ^a - 1	0'21.881	0'21.881	200.744	0'23.979	0'23.979	183.987	0'22.313	0'22.313	213.439	0'19.643	0'19.643	232.759	0'19.943	0'19.943	231.264
1 ^a - 2	1'13.783	0'51.902		1'17.112	0'53.133		1'14.375	0'52.062		1'06.502	0'46.859		1'07.157	0'47.214	
1 ^a - 3	1'44.901	0'31.118		1'49.094	0'31.982		1'47.116	0'32.741		1'36.331	0'29.829		1'36.201	0'29.044	
2 ^a - 1	0'20.915	0'20.915	231.760	0'23.558	0'23.558	166.667	0'21.234	0'21.234	209.303	0'19.707	0'19.707	234.783	0'19.343	0'19.343	235.808
2 ^a - 2	1'11.646	0'50.731		1'14.568	0'51.010		1'10.510	0'49.276		1'06.561	0'46.854		1'05.108	0'45.765	
2 ^a - 3	1'42.689	0'31.043		1'53.929	0'39.361	PIT	1'44.828	0'34.318		1'36.403	0'29.842		1'33.771	0'28.663	
3 ^a - 1	0'19.915	0'19.915	229.788	2'45.746	2'45.746		0'26.880	0'26.880	159.528	0'19.586	0'19.586	233.262	0'19.262	0'19.262	237.886
3 ^a - 2	1'05.759	0'45.844		3'32.708	0'46.962		1'24.602	0'57.722		1'06.258	0'46.672		1'04.667	0'45.405	
3 ^a - 3	1'34.863	0'29.104		4'01.880	0'29.172		2'09.665	0'45.063	PIT	1'35.734	0'29.476		1'33.155	0'28.488	
4 ^a - 1	0'23.396	0'23.396	208.093	0'19.583	0'19.583	233.262	5'20.491	5'20.491		0'19.555	0'19.555	233.767	0'19.265	0'19.265	236.324
4 ^a - 2	1'15.659	0'52.263		1'05.490	0'45.907		6'16.542	0'56.051		1'06.066	0'46.511		1'04.641	0'45.376	
4 ^a - 3	1'46.543	0'30.884		1'34.856	0'29.366		6'48.974	0'32.432		1'35.666	0'29.600		1'33.170	0'28.529	
5 ^a - 1	0'23.079	0'23.079	230.278	0'19.477	0'19.477	233.767	0'24.855	0'24.855	196.722	0'19.534	0'19.534	234.274	0'19.187	0'19.187	237.363
5 ^a - 2	1'11.274	0'48.195		1'05.462	0'45.985		1'16.907	0'52.052		1'05.930	0'46.396		1'04.823	0'45.636	
5 ^a - 3	1'40.844	0'29.570		1'34.442	0'28.980		1'47.605	0'30.698		1'35.604	0'29.674		1'41.504	0'36.681	PIT
6 ^a - 1	0'22.402	0'22.402	233.262	0'19.623	0'19.623	233.262	0'19.728	0'19.728	226.891	0'19.565	0'19.565	233.262	8'41.701	8'41.701	
6 ^a - 2	1'11.806	0'49.404		1'06.359	0'46.736		1'05.365	0'45.637		1'07.512	0'47.947		9'34.608	0'52.907	
6 ^a - 3	1'54.826	0'43.020	PIT	1'44.564	0'38.205	PIT	1'34.566	0'29.201		1'47.645	0'40.133	PIT	10'21.190	0'46.582	PIT
7 ^a - 1	11'39.388	11'39.388		13'46.901	13'46.901		0'19.572	0'19.572	227.849	9'51.849	9'51.849		4'10.793	4'10.793	
7 ^a - 2	12'29.458	0'50.070		14'36.384	0'49.483		1'04.824	0'45.252		10'50.906	0'59.057		4'59.505	0'48.712	
7 ^a - 3	13'01.528	0'32.070		15'05.865	0'29.481		1'33.626	0'28.802		11'50.210	0'59.304	PIT	5'29.314	0'29.809	
8 ^a - 1	0'24.941	0'24.941	228.330	0'19.727	0'19.727	229.788	0'19.498	0'19.498	228.330	4'32.697	4'32.697		0'20.381	0'20.381	230.770
8 ^a - 2	1'14.102	0'49.161		1'05.106	0'45.379		1'04.584	0'45.086		5'26.542	0'53.845		1'06.789	0'46.408	
8 ^a - 3	1'43.852	0'29.750		1'33.813	0'28.707		1'33.251	0'28.667		5'57.341	0'30.799		1'36.451	0'29.662	
9 ^a - 1	0'19.408	0'19.408	230.770	0'19.306	0'19.306	231.760	0'19.477	0'19.477	226.891	0'19.791	0'19.791	230.278	0'19.178	0'19.178	233.262
9 ^a - 2	1'04.625	0'45.217		1'04.450	0'45.144		1'08.623	0'49.146		1'05.781	0'45.990		1'04.458	0'45.280	
9 ^a - 3	1'33.358	0'28.733		1'33.248	0'28.798		1'53.750	0'45.127	PIT	1'34.888	0'29.107		1'32.969	0'28.511	
10 ^a - 1	0'19.283	0'19.283	231.760	0'19.184	0'19.184	233.767	7'01.674	7'01.674		0'19.323	0'19.323	231.760	0'19.032	0'19.032	236.843
10 ^a - 2	1'04.403	0'45.120		1'04.432	0'45.248		7'51.497	0'49.823		1'05.073	0'45.750		1'04.828	0'45.796	
10 ^a - 3	1'33.398	0'28.995		1'33.156	0'28.724		8'21.793	0'30.296		1'34.400	0'29.327		1'33.602	0'28.774	
11 ^a - 1	0'19.292	0'19.292	231.264	0'19.312	0'19.312	233.767	0'19.839	0'19.839	228.330	0'19.400	0'19.400	232.759	0'19.185	0'19.185	235.808
11 ^a - 2	1'04.687	0'45.395		1'04.410	0'45.098		1'05.486	0'45.647		1'05.298	0'45.898		1'04.524	0'45.339	
11 ^a - 3	1'33.388	0'28.701		1'32.980	0'28.570		1'34.520	0'29.034		1'34.409	0'29.111		1'32.938	0'28.414	
12 ^a - 1	0'19.154	0'19.154	233.262	0'19.223	0'19.223	232.759	0'19.354	0'19.354	230.278	0'19.437	0'19.437	232.759	0'19.166	0'19.166	234.274
12 ^a - 2	1'07.283	0'48.129		1'04.300	0'45.077		1'04.697	0'45.343		1'05.449	0'46.012		1'31.364	1'12.198	
12 ^a - 3	1'43.758	0'36.475	PIT	1'32.828	0'28.528		1'33.559	0'28.862		1'41.968	0'36.519	PIT	2'12.438	0'41.074	PIT
13 ^a - 1	8'23.687	8'23.687		0'19.215	0'19.215	234.274	0'19.416	0'19.416	230.278	10'05.039	10'05.039		8'44.718	8'44.718	
13 ^a - 2	9'13.432	0'49.745		1'04.683	0'45.468		1'04.665	0'45.249		11'01.126	0'56.087		9'36.414	0'51.696	
13 ^a - 3	9'43.371	0'29.939		1'41.558	0'36.875	PIT	1'33.428	0'28.763		11'36.619	0'35.493		10'06.607	0'30.193	
14 ^a - 1	0'20.588	0'20.588	219.513	6'18.861	6'18.861		0'19.258	0'19.258	231.760	0'21.555	0'21.555	224.533	0'20.423	0'20.423	230.278
14 ^a - 2	1'08.861	0'48.273		7'11.164	0'52.303		1'05.543	0'46.285		1'09.368	0'47.813		1'09.163	0'48.740	
14 ^a - 3	1'38.224	0'29.363		7'41.694	0'30.530		1'35.372	0'29.829		1'38.530	0'29.162		1'38.004	0'28.841	
15 ^a - 1	0'19.195	0'19.195	232.759	0'20.615	0'20.615	220.409	0'19.327	0'19.327	230.770	0'19.431	0'19.431	234.274	0'19.001	0'19.001	236.843
15 ^a - 2	1'04.406	0'45.211		1'09.825	0'49.210		1'07.601	0'48.274		1'05.263	0'45.832		1'03.997	0'44.996	
15 ^a - 3	1'32.826	0'28.420		1'40.399	0'30.574		1'48.307	0'40.706	PIT	1'34.255	0'28.992		1'32.084	0'28.087	
16 ^a - 1	0'19.143	0'19.143	234.274	0'19.191	0'19.191	235.295	7'00.645	7'00.645		0'19.352	0'19.352	235.808	0'18.985	0'18.985	237.886
16 ^a - 2	1'04.234	0'45.091		1'05.249	0'46.058		7'50.497	0'49.852		1'05.520	0'46.168		1'05.190	0'46.205	
16 ^a - 3	1'32.768	0'28.534		1'38.462	0'33.213		8'20.811	0'30.314		1'34.647	0'29.127		1'35.147	0'29.957	
17 ^a - 1	0'19.213	0'19.213	234.274	0'19.162	0'19.162	235.295	0'20.610	0'20.610	224.067	0'19.385	0'19.385	235.808	0'19.224	0'19.224	238.411
17 ^a - 2	1'04.006	0'44.793		1'04.223	0'45.061		1'09.600	0'48.990		1'05.002	0'45.617		1'06.378	0'47.154	
17 ^a - 3	1'32.441	0'28.435		1'32.848	0'28.625		1'38.774	0'29.174		1'34.079	0'29.077		1'34.755	0'28.377	
18 ^a - 1	0'19.145	0'19.145	231.760	0'19.121	0'19.121	236.843	0'19.346	0'19.346	232.759	0'19.700	0'19.700	234.783	0'19.092	0'19.092	237.363
18 ^a - 2	1'09.377	0'50.232		1'04.285	0'45.164		1'04.658	0'45.312		1'07.241	0'47.541		1'04.168	0'45.076	
18 ^a - 3	1'48.339	0'38.962	PIT	1'32.837	0'28.552		1'33.601	0'28.943		1'45.799	0'38.558	PIT	1'32.391	0'28.223	
19 ^a - 1				0'19.152	0'19.152	235.295	0'19.189	0'19.189	233.262				0'18.997	0'18.997	237.363
19 ^a - 2				1'04.177	0'45.025		1'04.371	0'45.182					1'04.390	0'45.393	
19 ^a - 3				1'32.669	0'28.492		1'32.967	0'28.596					1'43.473	0'39.083	PIT
20 ^a - 1				0'19.848	0'19.848	235.808	0'19.254	0'19.254	232.258						
20 ^a - 2				1'06.702	0'46.854		1'04.326	0'45.072							
20 ^a - 3				1'35.314	0'28.612		1'32.938	0'28.612							
21 ^a - 1				0'19.126	0'19.126	236.843	0'19.230	0'19.230	231.264						



**Autodromo do Estoril
Euroformula Open
Private Test 3**

LAP ANALYSIS

27/04/2017

Number	1			2			3			8			10		
	Lap Time	Partial	Speed	Lap Time	Partial	Speed	Lap Time	Partial	Speed	Lap Time	Partial	Speed	Lap Time	Partial	Speed
22 ^a - 1				0'19.209	0'19.209	235.808	0'19.880	0'19.880	233.262						
22 ^a - 2				1'04.338	0'45.129		1'08.117	0'48.237							
22 ^a - 3				1'38.789	0'34.451	PIT	1'48.293	0'40.176	PIT						
23 ^a - 1															
23 ^a - 2															
23 ^a - 3															
24 ^a - 1															
24 ^a - 2															
24 ^a - 3															

Ideal Lap	
0'19.143	0'19.143
1'03.936	0'44.793
1'32.356	0'28.420

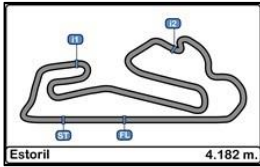
Ideal Lap	
0'19.121	0'19.121
1'04.146	0'45.025
1'32.638	0'28.492

Ideal Lap	
0'19.189	0'19.189
1'04.261	0'45.072
1'32.857	0'28.596

Ideal Lap	
0'19.323	0'19.323
1'04.940	0'45.617
1'33.932	0'28.992

Ideal Lap	
0'18.985	0'18.985
1'03.981	0'44.996
1'32.068	0'28.087

Ideal Best Lap	
0'18.884	0'18.884
1'03.504	0'44.620
1'31.591	0'28.087

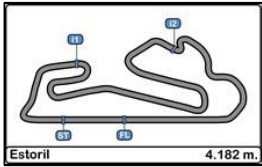


Autodromo do Estoril
Euroformula Open
Private Test 3

LAP ANALYSIS

27/04/2017

Number	11			12			14			16			17							
	Lap	Lap Time	Partial	Speed	Lap Time	Partial	Speed	Lap Time	Partial	Speed	Lap Time	Partial	Speed	Lap Time	Partial	Speed				
1ª - 1	0'20.493	0'20.493		229.300	0'21.466	0'21.466		206.897	0'19.839	0'19.839		229.788	0'19.999	0'19.999		230.278	0'19.983	0'19.983		228.330
1ª - 2	1'08.208	0'47.715			1'09.905	0'48.439			1'06.940	0'47.101			1'06.758	0'46.759			1'06.025	0'46.042		
1ª - 3	1'37.748	0'29.540			1'39.563	0'29.658			1'36.583	0'29.643			1'36.209	0'29.451			1'35.193	0'29.168		
2ª - 1	0'19.440	0'19.440		236.324	0'19.677	0'19.677		232.258	0'19.650	0'19.650		231.264	0'19.549	0'19.549		233.262	0'19.706	0'19.706		230.278
2ª - 2	1'05.446	0'46.006			1'06.194	0'46.517			1'05.545	0'45.895			1'05.575	0'46.026			1'05.588	0'45.882		
2ª - 3	1'34.293	0'28.847			1'35.399	0'29.205			1'34.957	0'29.412			1'34.585	0'29.010			1'34.688	0'29.100		
3ª - 1	0'19.368	0'19.368		237.886	0'19.548	0'19.548		232.759	0'19.545	0'19.545		234.274	0'19.453	0'19.453		234.783	0'19.601	0'19.601		230.278
3ª - 2	1'05.617	0'46.249			1'05.974	0'46.426			1'05.243	0'45.698			1'05.263	0'45.810			1'05.400	0'45.799		
3ª - 3	1'34.512	0'28.895			1'35.136	0'29.162			1'34.369	0'29.126			1'34.025	0'28.762			1'34.327	0'28.927		
4ª - 1	0'22.099	0'22.099		232.259	0'19.497	0'19.497		233.262	0'19.410	0'19.410		232.759	0'19.384	0'19.384		234.274	0'19.688	0'19.688		231.264
4ª - 2	1'11.819	0'49.720			1'05.407	0'45.910			1'05.047	0'45.637			1'05.225	0'45.841			1'05.906	0'46.218		
4ª - 3	1'41.737	0'29.918			1'35.999	0'30.592			1'34.126	0'29.079			1'33.999	0'28.774			1'40.799	0'34.893		PIT
5ª - 1	0'19.420	0'19.420		236.324	0'19.618	0'19.618		232.258	0'19.494	0'19.494		231.760	0'19.372	0'19.372		233.262	3'33.854	3'33.854		
5ª - 2	1'05.284	0'45.864			1'06.758	0'47.140			1'05.161	0'45.667			1'04.823	0'45.451			4'22.844	0'48.990		
5ª - 3	1'51.500	0'46.216		PIT	1'35.894	0'29.136			1'40.804	0'35.643		PIT	1'33.488	0'28.665			4'52.362	0'29.518		
6ª - 1	9'36.139	9'36.139			0'19.589	0'19.589		232.259	8'45.059	8'45.059			0'19.448	0'19.448		234.783	0'20.115	0'20.115		212.181
6ª - 2	10'29.420	0'53.281			1'05.629	0'46.040			9'39.777	0'54.718			1'05.751	0'46.303			1'06.006	0'45.891		
6ª - 3	11'00.840	0'31.420			1'34.628	0'28.999			10'25.858	0'46.081		PIT	1'41.762	0'36.011		PIT	1'47.052	0'41.046		PIT
7ª - 1	0'21.217	0'21.217		225.470	0'19.576	0'19.576		233.767	4'38.427	4'38.427			4'34.626	4'34.626			4'24.676	4'24.676		
7ª - 2	1'12.082	0'50.865			1'08.340	0'48.764			5'29.735	0'51.308			5'32.565	0'57.939			5'13.011	0'48.335		
7ª - 3	2'00.601	0'48.519		PIT	1'47.057	0'38.717		PIT	6'00.022	0'30.287			6'05.013	0'32.448			5'43.209	0'30.198		
8ª - 1	4'43.665	4'43.665			9'28.313	9'28.313			0'19.398	0'19.398		231.760	0'21.829	0'21.829		197.803	0'19.657	0'19.657		231.760
8ª - 2	5'32.831	0'49.166			10'28.007	0'59.694			1'04.807	0'45.409			1'10.057	0'48.228			1'05.115	0'45.458		
8ª - 3	6'03.420	0'30.589			11'02.786	0'34.779			1'33.683	0'28.876			1'39.407	0'29.350			1'33.873	0'28.758		
9ª - 1	0'20.202	0'20.202		234.783	0'21.931	0'21.931		201.870	0'19.379	0'19.379		230.278	0'19.440	0'19.440		229.788	0'19.525	0'19.525		231.760
9ª - 2	1'06.499	0'46.297			1'11.135	0'49.204			1'04.629	0'45.250			1'11.921	0'52.481			1'04.830	0'45.305		
9ª - 3	1'35.642	0'29.143			1'40.731	0'29.596			1'33.496	0'28.867			1'59.478	0'47.557		PIT	1'33.642	0'28.812		
10ª - 1	0'19.274	0'19.274		234.274	0'19.444	0'19.444		231.264	0'19.343	0'19.343		232.759	4'59.271	4'59.271			0'19.326	0'19.326		231.760
10ª - 2	1'04.898	0'45.624			1'04.845	0'45.401			1'04.638	0'45.295			5'48.077	0'48.806			1'04.848	0'45.522		
10ª - 3	1'34.023	0'29.125			1'33.447	0'28.602			1'33.500	0'28.862			6'17.702	0'29.625			1'39.510	0'34.662		PIT
11ª - 1	0'19.169	0'19.169		236.843	0'19.229	0'19.229		232.759	0'19.277	0'19.277		231.264	0'19.324	0'19.324		231.264	6'05.138	6'05.138		
11ª - 2	1'12.111	0'52.942			1'06.944	0'47.715			1'04.678	0'45.401			1'04.577	0'45.253			6'53.949	0'48.811		
11ª - 3	1'41.858	0'29.747			1'36.116	0'29.172			1'33.507	0'28.829			1'33.333	0'28.756			7'22.924	0'28.975		
12ª - 1	0'19.270	0'19.270		237.363	0'19.558	0'19.558		232.259	0'23.180	0'23.180		200.744	0'19.120	0'19.120		234.274	0'19.406	0'19.406		230.770
12ª - 2	1'04.847	0'45.577			1'05.419	0'45.861			1'21.181	0'58.001			1'04.361	0'45.241			1'04.617	0'45.211		
12ª - 3	1'33.694	0'28.847			1'34.125	0'28.706			2'01.696	0'40.515			1'32.913	0'28.552			1'33.789	0'29.172		
13ª - 1	0'19.307	0'19.307		235.808	0'19.312	0'19.312		231.760	7'11.495	7'11.495			0'19.143	0'19.143		235.295	0'19.334	0'19.334		231.760
13ª - 2	1'09.057	0'49.750			1'04.793	0'45.481			8'03.363	0'51.868			1'15.218	0'56.075			1'04.431	0'45.097		
13ª - 3	1'47.534	0'38.477		PIT	1'33.384	0'28.591			8'35.204	0'31.841			2'00.566	0'45.348		PIT	1'32.983	0'28.552		
14ª - 1	10'02.752	10'02.752			0'19.388	0'19.388		233.262	0'20.953	0'20.953		225.470	13'26.282	13'26.282			0'19.240	0'19.240		232.259
14ª - 2	10'56.379	0'53.627			1'04.729	0'45.341			1'07.851	0'46.898			14'23.171	0'56.889			1'04.424	0'45.184		
14ª - 3	11'29.967	0'33.588			1'33.133	0'28.404			1'36.874	0'29.023			14'54.848	0'31.677			1'33.318	0'28.894		
15ª - 1	0'20.790	0'20.790		219.513	0'19.216	0'19.216		233.767	0'19.365	0'19.365		229.788	0'21.206	0'21.206		225.470	0'19.240	0'19.240		232.759
15ª - 2	1'08.369	0'47.579			1'05.198	0'45.982			1'05.106	0'45.741			1'16.691	0'55.485			1'04.264	0'45.024		
15ª - 3	1'37.671	0'29.302			1'44.816	0'39.618		PIT	1'34.211	0'29.105			1'58.667	0'41.976			1'32.855	0'28.591		
16ª - 1	0'19.151	0'19.151		237.886	6'15.907	6'15.907			0'19.272	0'19.272		232.759	0'19.820	0'19.820		231.760	0'19.232	0'19.232		233.767
16ª - 2	1'04.458	0'45.307			7'14.140	0'58.233			1'17.229	0'57.957			1'05.964	0'46.144			1'04.481	0'45.249		
16ª - 3	1'33.333	0'28.875			7'47.192	0'33.052			1'46.821	0'29.592			1'34.767	0'28.803			1'33.832	0'29.351		
17ª - 1	0'20.485	0'20.485		229.300	0'21.124	0'21.124		200.001	0'19.343	0'19.343		231.760	0'19.041	0'19.041		233.767	0'20.195	0'20.195		236.324
17ª - 2	1'13.752	0'53.267			1'07.810	0'46.686			1'16.038	0'56.695			1'03.871	0'44.830			1'05.517	0'45.322		
17ª - 3	1'42.928	0'29.176			1'37.335	0'29.525			1'49.849	0'33.811			1'32.108	0'28.237			1'39.742	0'34.225		PIT
18ª - 1	0'19.198	0'19.198		236.843	0'19.275	0'19.275		234.274	0'24.341	0'24.341		199.262	0'19.039	0'19.039		237.363	2'29.466	2'29.466		
18ª - 2	1'04.356	0'45.158			1'05.033	0'45.758			1'15.011	0'50.670			1'04.513	0'45.474			3'18.123	0'48.657		
18ª - 3	1'33.326	0'28.970			1'34.215	0'29.182			1'44.282	0'29.271			1'33.013	0'28.500			3'46.901	0'28.778		



**Autodromo do Estoril
Euroformula Open
Private Test 3**

LAP ANALYSIS

27/04/2017

Number	11			12			14			16			17		
	Lap Time	Partial	Speed	Lap Time	Partial	Speed	Lap Time	Partial	Speed	Lap Time	Partial	Speed	Lap Time	Partial	Speed
22 ^a - 1				0'19.335	0'19.335	234.783							0'19.108	0'19.108	234.783
22 ^a - 2				1'04.902	0'45.567								1'04.030	0'44.922	
22 ^a - 3				1'33.805	0'28.903								1'32.439	0'28.409	
23 ^a - 1				0'19.286	0'19.286	234.274							0'19.820	0'19.820	233.767
23 ^a - 2				1'04.779	0'45.493								1'05.516	0'45.696	
23 ^a - 3				1'33.262	0'28.483								1'40.050	0'34.534	PIT
24 ^a - 1				0'20.955	0'20.955	208.495									
24 ^a - 2				1'06.886	0'45.931										
24 ^a - 3				1'46.865	0'39.979	PIT									

Ideal Lap	
0'19.079	0'19.079
1'04.237	0'45.158
1'32.972	0'28.735

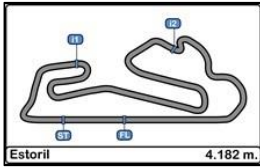
Ideal Lap	
0'19.136	0'19.136
1'04.477	0'45.341
1'32.829	0'28.352

Ideal Lap	
0'19.188	0'19.188
1'04.438	0'45.250
1'33.267	0'28.829

Ideal Lap	
0'19.039	0'19.039
1'03.733	0'44.694
1'31.970	0'28.237

Ideal Lap	
0'19.062	0'19.062
1'03.915	0'44.853
1'32.215	0'28.300

Ideal Best Lap	
0'18.884	0'18.884
1'03.504	0'44.620
1'31.591	0'28.087

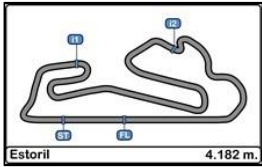


Autodromo do Estoril
Euroformula Open
Private Test 3

LAP ANALYSIS

27/04/2017

Number	18			19			20			22			24		
	Lap Time	Partial	Speed	Lap Time	Partial	Speed	Lap Time	Partial	Speed	Lap Time	Partial	Speed	Lap Time	Partial	Speed
1 ^a - 1	0'20.215	0'20.215	223.603	0'21.694	0'21.694	194.946	0'20.622	0'20.622	212.181	0'20.150	0'20.150	230.278	0'20.828	0'20.828	218.182
1 ^a - 2	1'06.626	0'46.411		1'10.329	0'48.635		1'07.650	0'47.028		1'06.883	0'46.733		1'07.764	0'46.936	
1 ^a - 3	1'35.690	0'29.064		1'43.809	0'33.480		1'37.041	0'29.391		1'36.310	0'29.427		1'36.915	0'29.151	
2 ^a - 1	0'20.064	0'20.064	233.262	0'21.706	0'21.706	191.830	0'19.725	0'19.725	229.300	0'19.516	0'19.516	232.259	0'19.447	0'19.447	233.262
2 ^a - 2	1'06.338	0'46.274		1'09.583	0'47.877		1'05.949	0'46.224		1'06.076	0'46.560		1'05.007	0'45.560	
2 ^a - 3	1'35.279	0'28.941		1'40.163	0'30.580		1'35.125	0'29.176		1'35.547	0'29.471		1'33.792	0'28.785	
3 ^a - 1	0'19.852	0'19.852	234.274	0'21.299	0'21.299	185.249	0'19.593	0'19.593	231.760	0'19.615	0'19.615	231.264	0'19.168	0'19.168	235.295
3 ^a - 2	1'16.324	0'56.472		1'07.997	0'46.698		1'05.686	0'46.093		1'06.037	0'46.422		1'04.766	0'45.598	
3 ^a - 3	1'46.321	0'29.997		1'42.137	0'34.140	PIT	1'35.757	0'30.071		1'35.251	0'29.214		1'33.373	0'28.607	
4 ^a - 1	0'20.034	0'20.034	232.759	2'56.554	2'56.554		0'19.673	0'19.673	230.770	0'19.500	0'19.500	231.264	0'20.422	0'20.422	229.300
4 ^a - 2	1'12.914	0'52.880		3'55.007	0'58.453		1'05.648	0'45.975		1'05.692	0'46.192		1'08.978	0'48.556	
4 ^a - 3	1'42.717	0'29.803		4'29.116	0'34.109	PIT	1'34.687	0'29.039		1'35.097	0'29.405		1'38.172	0'29.194	
5 ^a - 1	0'19.524	0'19.524	233.262	13'11.715	13'11.715		0'19.621	0'19.621	230.278	0'19.541	0'19.541	232.258	0'19.381	0'19.381	233.262
5 ^a - 2	1'05.580	0'46.056		14'02.817	0'51.102		1'05.560	0'45.939		1'05.922	0'46.381		1'04.751	0'45.370	
5 ^a - 3	1'34.579	0'28.999		14'33.385	0'30.568		6'32.290	5'26.730	PIT	1'35.332	0'29.410		1'33.326	0'28.575	
6 ^a - 1	0'19.461	0'19.461	233.767	0'20.024	0'20.024	225.470				0'19.532	0'19.532	231.760	0'19.255	0'19.255	234.274
6 ^a - 2	1'05.432	0'45.971		1'06.351	0'46.327					1'05.923	0'46.391		1'04.613	0'45.358	
6 ^a - 3	1'34.398	0'28.966		1'35.171	0'28.820					1'48.626	0'42.703	PIT	1'40.201	0'35.588	PIT
7 ^a - 1	0'19.779	0'19.779	232.759	0'19.528	0'19.528	228.330				6'24.146	6'24.146		5'12.276	5'12.276	
7 ^a - 2	1'07.596	0'47.817		1'05.049	0'45.521					7'13.332	0'49.186		6'04.401	0'52.125	
7 ^a - 3	1'43.730	0'36.134	PIT	1'33.736	0'28.687					7'59.280	0'45.948	PIT	6'34.755	0'30.354	
8 ^a - 1	17'45.250	17'45.250		0'19.321	0'19.321	231.264				3'51.945	3'51.945		0'21.120	0'21.120	206.897
8 ^a - 2	18'46.895	1'01.645		1'04.626	0'45.305					4'39.563	0'47.618		1'07.699	0'46.579	
8 ^a - 3	19'16.667	0'29.772		1'33.179	0'28.553					5'10.621	0'31.058		1'36.907	0'29.208	
9 ^a - 1	0'19.615	0'19.615	228.814	0'19.332	0'19.332	231.760				0'19.852	0'19.852	230.278	0'19.415	0'19.415	228.814
9 ^a - 2	1'05.714	0'46.099		1'04.796	0'45.464					1'06.404	0'46.552		1'04.369	0'44.954	
9 ^a - 3	1'34.707	0'28.993		1'33.608	0'28.812					1'35.783	0'29.379		1'49.713	0'45.344	PIT
10 ^a - 1	0'19.400	0'19.400	230.278	0'19.480	0'19.480	231.264				0'19.681	0'19.681	229.300	4'24.570	4'24.570	
10 ^a - 2	1'04.835	0'45.435		1'06.992	0'47.512					1'07.067	0'47.386		5'11.851	0'47.281	
10 ^a - 3	1'33.474	0'28.639		1'41.612	0'34.620	PIT				1'37.028	0'29.961		5'41.379	0'29.528	
11 ^a - 1	0'19.452	0'19.452	230.770	11'22.258	11'22.258					0'19.616	0'19.616	231.264	0'19.283	0'19.283	232.259
11 ^a - 2	1'13.539	0'54.087		12'18.649	0'56.391					1'24.865	1'05.249		1'04.236	0'44.953	
11 ^a - 3	1'42.425	0'28.886		12'50.047	0'31.398					2'06.617	0'41.752	PIT	1'33.057	0'28.821	
12 ^a - 1	0'19.231	0'19.231	232.258	0'19.553	0'19.553	232.759				10'17.629	10'17.629		0'19.105	0'19.105	232.258
12 ^a - 2	1'04.548	0'45.317		1'05.118	0'45.565					11'07.934	0'50.305		1'03.725	0'44.620	
12 ^a - 3	1'33.026	0'28.478		1'34.035	0'28.917					11'38.430	0'30.496		1'32.047	0'28.322	
13 ^a - 1	0'19.771	0'19.771	232.259	0'19.261	0'19.261	234.783				0'19.584	0'19.584	230.278	0'19.112	0'19.112	233.767
13 ^a - 2	1'09.054	0'49.283		1'04.894	0'45.633					1'05.741	0'46.157		1'04.203	0'45.091	
13 ^a - 3	1'38.681	0'29.627		1'33.612	0'28.718					1'34.909	0'29.168		1'40.101	0'35.898	PIT
14 ^a - 1	0'19.302	0'19.302	234.274	0'19.312	0'19.312	232.259				0'19.336	0'19.336	231.760	10'46.360	10'46.360	
14 ^a - 2	1'04.857	0'45.555		1'07.129	0'47.817					1'05.320	0'45.984		11'41.251	0'54.891	
14 ^a - 3	1'38.851	0'33.994	PIT	1'37.661	0'30.532					1'34.195	0'28.875		12'13.264	0'32.013	
15 ^a - 1	8'05.318	8'05.318		0'19.952	0'19.952	233.767				0'19.540	0'19.540	234.783	0'21.074	0'21.074	187.176
15 ^a - 2	8'54.792	0'49.474		1'05.646	0'45.694					1'10.150	0'50.610		1'11.297	0'50.223	
15 ^a - 3	9'24.154	0'29.362		1'34.280	0'28.634					1'40.545	0'30.395		1'40.483	0'29.186	
16 ^a - 1	0'19.600	0'19.600	229.788	0'19.416	0'19.416	233.262				0'19.381	0'19.381	233.262	0'19.130	0'19.130	233.262
16 ^a - 2	1'05.227	0'45.627		1'12.956	0'53.540					1'05.137	0'45.756		1'04.007	0'44.877	
16 ^a - 3	1'34.758	0'29.531		1'51.787	0'38.831	PIT				1'34.218	0'29.081		1'32.327	0'28.320	
17 ^a - 1	0'19.411	0'19.411	230.278							0'19.331	0'19.331	233.767	0'18.987	0'18.987	235.808
17 ^a - 2	1'04.863	0'45.452								1'05.144	0'45.813		1'03.649	0'44.662	
17 ^a - 3	1'33.548	0'28.685								1'34.104	0'28.960		1'31.827	0'28.178	
18 ^a - 1	0'19.349	0'19.349	231.264							0'19.322	0'19.322	234.274	0'20.090	0'20.090	237.886
18 ^a - 2	1'04.492	0'45.143								1'05.147	0'45.825		1'07.252	0'47.162	
18 ^a - 3	1'33.070	0'28.578								1'34.076	0'28.929		1'35.845	0'28.593	
19 ^a - 1	0'19.596	0'19.596	232.759							0'19.522	0'19.522	232.759	0'18.884	0'18.884	237.363
19 ^a - 2	1'04.854	0'45.258								1'08.368	0'48.846		1'03.579	0'44.695	
19 ^a - 3	1'33.847	0'28.993								1'50.336	0'41.968	PIT	1'31.879	0'28.300	
20 ^a - 1	0'19.361	0'19.361	232.759										0'19.380	0'19.380	236.324
20 ^a - 2	1'04.668	0'45.307											1'04.281	0'44.901	
20 ^a - 3	1'33.285	0'28.617											1'39.432	0'35.151	PIT
21 ^a - 1	0'21.117	0'21.117	194.946												
21 ^a - 2	1'08.374	0'47.257													
21 ^a - 3	1'42.451	0'34.077	PIT												



**Autodromo do Estoril
Euroformula Open
Private Test 3**

LAP ANALYSIS

27/04/2017

Number	18			19			20			22			24		
Lap	Lap Time	Partial	Speed	Lap Time	Partial	Speed	Lap Time	Partial	Speed	Lap Time	Partial	Speed	Lap Time	Partial	Speed
22 ^a - 1															
22 ^a - 2															
22 ^a - 3															
23 ^a - 1															
23 ^a - 2															
23 ^a - 3															
24 ^a - 1															
24 ^a - 2															
24 ^a - 3															

Ideal Lap	
0'19.231	0'19.231
1'04.374	0'45.143
1'32.852	0'28.478

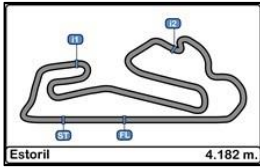
Ideal Lap	
0'19.261	0'19.261
1'04.566	0'45.305
1'33.119	0'28.553

Ideal Lap	
0'19.593	0'19.593
1'05.532	0'45.939
1'34.571	0'29.039

Ideal Lap	
0'19.322	0'19.322
1'05.078	0'45.756
1'33.953	0'28.875

Ideal Lap	
0'18.884	0'18.884
1'03.504	0'44.620
1'31.682	0'28.178

Ideal Best Lap	
0'18.884	0'18.884
1'03.504	0'44.620
1'31.591	0'28.087

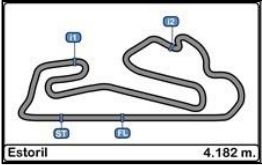


Autodromo do Estoril
Euroformula Open
Private Test 3

LAP ANALYSIS

27/04/2017

Number	34			42			43			44		
	Lap Time	Partial	Speed	Lap Time	Partial	Speed	Lap Time	Partial	Speed	Lap Time	Partial	Speed
1ª - 1	0'25.216	0'25.216	161.677	0'22.494	0'22.494	214.712	0'21.743	0'21.743	215.140	0'20.774	0'20.774	210.938
1ª - 2	1'22.635	0'57.419		1'14.701	0'52.207		1'10.886	0'49.143		1'08.441	0'47.667	
1ª - 3	1'56.693	0'34.058		1'45.449	0'30.748		1'45.968	0'35.082	PIT	1'38.644	0'30.203	
2ª - 1	0'25.718	0'25.718	180.000	0'20.650	0'20.650	231.760	11'25.105	11'25.105		0'19.877	0'19.877	231.760
2ª - 2	1'20.941	0'55.223		1'08.732	0'48.082		12'12.189	0'47.084		1'06.906	0'47.029	
2ª - 3	2'02.456	0'41.515	PIT	1'39.182	0'30.450		12'41.810	0'29.621		1'36.908	0'30.002	
3ª - 1	9'39.990	9'39.990		0'20.933	0'20.933	226.891	0'19.706	0'19.706	228.330	0'19.663	0'19.663	232.258
3ª - 2	10'32.440	0'52.450		1'08.322	0'47.389		1'05.458	0'45.752		1'06.447	0'46.784	
3ª - 3	11'03.371	0'30.931		1'48.395	0'40.073	PIT	1'34.694	0'29.236		1'36.788	0'30.341	
4ª - 1	0'22.659	0'22.659	185.249	12'52.534	12'52.534		0'19.502	0'19.502	231.760	0'19.656	0'19.656	230.770
4ª - 2	1'12.342	0'49.683		13'45.811	0'53.277		1'05.261	0'45.759		1'06.395	0'46.739	
4ª - 3	1'42.475	0'30.133		14'16.702	0'30.891		1'34.446	0'29.185		1'35.675	0'29.280	
5ª - 1	0'19.726	0'19.726	226.891	0'21.080	0'21.080	223.603	0'19.469	0'19.469	230.770	0'19.528	0'19.528	233.767
5ª - 2	1'05.803	0'46.077		1'08.498	0'47.418		1'05.062	0'45.593		1'06.016	0'46.488	
5ª - 3	1'34.769	0'28.966		1'38.803	0'30.305		1'34.213	0'29.151		1'40.641	0'34.625	PIT
6ª - 1	0'19.523	0'19.523	227.849	0'21.172	0'21.172	227.369	0'19.563	0'19.563	230.278	6'41.470	6'41.470	
6ª - 2	1'05.194	0'45.671		1'10.261	0'49.089		1'05.303	0'45.740		7'32.101	0'50.631	
6ª - 3	1'48.019	0'42.825	PIT	1'51.861	0'41.600	PIT	1'39.433	0'34.130	PIT	8'03.010	0'30.909	
7ª - 1	5'07.516	5'07.516		5'07.928	5'07.928		6'36.929	6'36.929		0'21.132	0'21.132	204.159
7ª - 2	5'55.683	0'48.167		6'00.239	0'52.311		7'26.962	0'50.033		1'10.505	0'49.373	
7ª - 3	6'24.958	0'29.275		6'30.849	0'30.610		7'57.405	0'30.443		1'40.243	0'29.738	
8ª - 1	0'19.521	0'19.521	229.300	0'19.920	0'19.920	229.300	0'20.964	0'20.964	197.081	0'19.975	0'19.975	229.300
8ª - 2	1'05.152	0'45.631		1'06.231	0'46.311		1'07.846	0'46.882		1'06.551	0'46.576	
8ª - 3	1'34.020	0'28.868		1'35.497	0'29.266		1'36.927	0'29.081		1'36.112	0'29.561	
9ª - 1	0'19.367	0'19.367	230.770	0'19.712	0'19.712	237.363	0'19.374	0'19.374	230.770	0'19.586	0'19.586	228.814
9ª - 2	1'04.704	0'45.337		1'09.745	0'50.033		1'05.036	0'45.662		1'10.196	0'50.610	
9ª - 3	1'33.372	0'28.668		1'39.321	0'29.576		1'34.051	0'29.015		1'58.765	0'48.569	PIT
10ª - 1	0'19.186	0'19.186	234.274	0'19.435	0'19.435	233.262	0'19.304	0'19.304	232.759	14'47.664	14'47.664	
10ª - 2	1'07.068	0'47.882		1'05.118	0'45.683		1'04.821	0'45.517		15'39.157	0'51.493	
10ª - 3	1'36.038	0'28.970		1'34.228	0'29.110		1'33.891	0'29.070		16'10.227	0'31.070	
11ª - 1	0'19.270	0'19.270	231.264	0'20.307	0'20.307	232.259	0'19.340	0'19.340	232.259	0'20.860	0'20.860	197.803
11ª - 2	1'04.456	0'45.186		1'10.891	0'50.584		1'05.144	0'45.804		1'08.494	0'47.634	
11ª - 3	1'33.161	0'28.705		1'49.304	0'38.413	PIT	1'34.108	0'28.964		1'37.718	0'29.224	
12ª - 1	0'19.360	0'19.360	231.264	7'59.527	7'59.527		0'19.286	0'19.286	232.259	0'19.595	0'19.595	233.767
12ª - 2	1'06.284	0'46.924		8'50.519	0'50.992		1'05.076	0'45.790		1'06.036	0'46.441	
12ª - 3	1'42.800	0'36.516	PIT	9'21.438	0'30.919		1'38.217	0'33.141	PIT	1'35.435	0'29.399	
13ª - 1	8'16.788	8'16.788		0'20.933	0'20.933	219.960	14'04.072	14'04.072		0'19.571	0'19.571	234.274
13ª - 2	9'07.669	0'50.881		1'08.500	0'47.567		14'54.635	0'50.563		1'05.849	0'46.278	
13ª - 3	9'38.252	0'30.583		1'37.769	0'29.269		15'24.031	0'29.396		1'34.998	0'29.149	
14ª - 1	0'21.722	0'21.722	191.490	0'19.511	0'19.511	234.274	0'19.652	0'19.652	229.788	0'19.583	0'19.583	233.262
14ª - 2	1'09.073	0'47.351		1'06.504	0'46.993		1'05.228	0'45.576		1'05.812	0'46.229	
14ª - 3	1'38.239	0'29.166		1'35.838	0'29.334		1'34.328	0'29.100		1'55.732	0'49.920	PIT
15ª - 1	0'19.361	0'19.361	233.262	0'19.357	0'19.357	233.262	0'19.228	0'19.228	231.760			
15ª - 2	1'05.163	0'45.802		1'04.793	0'45.436		1'04.744	0'45.516				
15ª - 3	1'33.966	0'28.803		1'33.594	0'28.801		1'33.521	0'28.777				
16ª - 1	0'19.217	0'19.217	233.767	0'19.442	0'19.442	234.274	0'19.082	0'19.082	235.295			
16ª - 2	1'04.252	0'45.035		1'04.833	0'45.391		1'04.510	0'45.428				
16ª - 3	1'32.885	0'28.633		1'33.627	0'28.794		1'33.234	0'28.724				
17ª - 1	0'19.209	0'19.209	233.767	0'19.365	0'19.365	233.767	0'19.153	0'19.153	234.274			
17ª - 2	1'04.218	0'45.009		1'04.621	0'45.256		1'04.536	0'45.383				
17ª - 3	1'32.670	0'28.452		1'33.378	0'28.757		1'33.327	0'28.791				
18ª - 1	0'19.170	0'19.170	232.759	0'20.083	0'20.083	231.264	0'19.556	0'19.556	233.767			
18ª - 2	1'04.003	0'44.833		1'06.667	0'46.584		1'05.513	0'45.957				
18ª - 3	1'32.510	0'28.507		1'46.639	0'39.972	PIT	1'38.929	0'33.416	PIT			
19ª - 1	0'19.256	0'19.256	232.759									
19ª - 2	1'04.237	0'44.981										
19ª - 3	1'32.787	0'28.550										
20ª - 1	0'19.326	0'19.326	233.262									
20ª - 2	1'04.400	0'45.074										
20ª - 3	1'39.184	0'34.784	PIT									
21ª - 1												
21ª - 2												
21ª - 3												



**Autodromo do Estoril
Euroformula Open
Private Test 3**

LAP ANALYSIS

27/04/2017

Number	34			42			43			44		
Lap	Lap Time	Partial	Speed	Lap Time	Partial	Speed	Lap Time	Partial	Speed	Lap Time	Partial	Speed
22 ^a - 1												
22 ^a - 2												
22 ^a - 3												
23 ^a - 1												
23 ^a - 2												
23 ^a - 3												
24 ^a - 1												
24 ^a - 2												
24 ^a - 3												

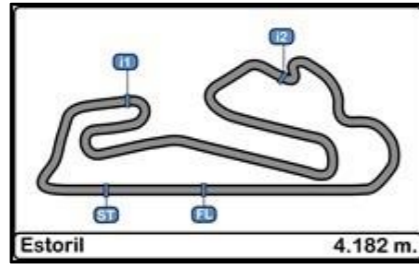
Ideal Lap	
0'19.170	0'19.170
1'04.003	0'44.833
1'32.455	0'28.452

Ideal Lap	
0'19.357	0'19.357
1'04.613	0'45.256
1'33.370	0'28.757

Ideal Lap	
0'19.082	0'19.082
1'04.465	0'45.383
1'33.189	0'28.724

Ideal Lap	
0'19.528	0'19.528
1'05.757	0'46.229
1'34.906	0'29.149

Ideal Best Lap	
0'18.884	0'18.884
1'03.504	0'44.620
1'31.591	0'28.087

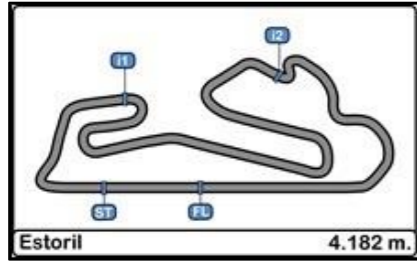


Autodromo do Estoril
Euroformula Open
Private Test 3

Best Sectors Results

27/04/2017

Sector - 1		Sector - 2		Sector - 3		Ideal Lap vs Best Lap					
Ord.	Nº Driver	Time	Nº Driver	Time	Nº Driver	Time	Ord.	Nº Driver	Ideal Lap	Best Lap	Ord.
1	24 Ameya Vaidyanathan	18.884	24 Ameya Vaidyanathan	44.620	10 Harrison Scott	28.087	1	24 Ameya Vaidyanathan	1'31.682	1'31.827	1
2	10 Harrison Scott	18.985	16 Nikita Troitskiy	44.694	24 Ameya Vaidyanathan	28.178	2	16 Nikita Troitskiy	1'31.970	1'32.108	3
3	16 Nikita Troitskiy	19.039	1 Petru Florescu	44.793	16 Nikita Troitskiy	28.237	3	10 Harrison Scott	1'32.068	1'32.084	2
4	17 Devlin De Francesco	19.062	34 Matheus Iorio	44.833	17 Devlin De Francesco	28.300	4	17 Devlin De Francesco	1'32.215	1'32.304	4
5	11 Alexs Karkosik	19.079	17 Devlin De Francesco	44.853	12 Christian Hahn	28.352	5	1 Petru Florescu	1'32.356	1'32.441	5
6	43 Pedro Cardoso	19.082	10 Harrison Scott	44.996	1 Petru Florescu	28.420	6	34 Matheus Iorio	1'32.455	1'32.510	6
7	2 Thiago Vivacqua	19.121	2 Thiago Vivacqua	45.025	34 Matheus Iorio	28.452	7	2 Thiago Vivacqua	1'32.638	1'32.669	7
8	12 Christian Hahn	19.136	3 Simo Laaksonen	45.072	18 Jannes Fittje	28.478	8	12 Christian Hahn	1'32.829	1'32.929	8
9	1 Petru Florescu	19.143	18 Jannes Fittje	45.143	2 Thiago Vivacqua	28.492	9	18 Jannes Fittje	1'32.852	1'33.026	10
10	34 Matheus Iorio	19.170	11 Alexs Karkosik	45.158	19 Yan Leon Shlom	28.553	10	3 Simo Laaksonen	1'32.857	1'32.938	9
11	14 Tarun Reddy	19.188	14 Tarun Reddy	45.250	3 Simo Laaksonen	28.596	11	11 Alexs Karkosik	1'32.972	1'33.045	11
12	3 Simo Laaksonen	19.189	42 Eliseo Martinez Meroño	45.256	43 Pedro Cardoso	28.724	12	19 Yan Leon Shlom	1'33.119	1'33.179	12
13	18 Jannes Fittje	19.231	19 Yan Leon Shlom	45.305	11 Alexs Karkosik	28.735	13	43 Pedro Cardoso	1'33.189	1'33.234	13
14	19 Yan Leon Shlom	19.261	12 Christian Hahn	45.341	42 Eliseo Martinez Meroño	28.757	14	14 Tarun Reddy	1'33.267	1'33.496	15
15	22 Daniil Pronenko	19.322	43 Pedro Cardoso	45.383	14 Tarun Reddy	28.829	15	42 Eliseo Martinez Meroño	1'33.370	1'33.378	14
16	8 Lodovico Laurini	19.323	8 Lodovico Laurini	45.617	22 Daniil Pronenko	28.875	16	8 Lodovico Laurini	1'33.932	1'34.079	17
17	42 Eliseo Martinez Meroño	19.357	22 Daniil Pronenko	45.756	8 Lodovico Laurini	28.992	17	22 Daniil Pronenko	1'33.953	1'34.076	16
18	44 Javier Cobián	19.528	20 Najiy Ayyad Razak	45.939	20 Najiy Ayyad Razak	29.039	18	20 Najiy Ayyad Razak	1'34.571	1'34.687	18
19	20 Najiy Ayyad Razak	19.593	44 Javier Cobián	46.229	44 Javier Cobián	29.149	19	44 Javier Cobián	1'34.906	1'34.998	19

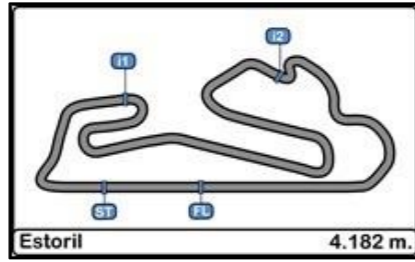


**Autodromo do Estoril
Euroformula Open
Private Test 3**

Best Top Speeds

27/04/2017

Ord.	Nº	Entrant	Nat.	Driver	Nat.	Cat.	Cla.	Chassis	Team	Top 1		Top 2		Top 3		Top 4		Top 5		Avg.
										Km/h	Lap	Km/h	Lap	Km/h	Lap	Km/h	Lap	Km/h	Lap	
1	10	RP Motorsport	ITA	Harrison Scott	GBR			Dallara F312		238.411	18	237.885	4	237.885	17	237.363	6	237.363	20	237.781
2	11	RP Motorsport	ITA	Alexs Karkosik	POL	R	1º	Dallara F312		237.885	4	237.885	17	237.363	13	236.842	12	236.842	19	237.364
3	24	Carlin Motorsport	GBR	Ameya Vaidyanathan	IND			Dallara F312		237.885	19	237.363	20	236.324	21	235.808	18	235.294	4	236.535
4	16	Drivex School	ESP	Nikita Troitskiy	RUS	R	2º	Dallara F312		237.363	19	235.294	14	235.294	22	234.783	7	234.783	4	235.503
5	42	RACE	ESP	Eliseo Martinez Meroño	ESP	R	3º	Dallara F312		237.363	10	234.273	17	234.273	15	233.766	18	233.261	11	234.587
6	2	Campos Racing	ESP	Thiago Vivacqua	BRA			Dallara F312		236.842	19	236.842	22	235.808	21	235.808	23	235.294	18	236.119
7	17	Carlin Motorsport	GBR	Devlin De Francesco	CAN/ITA	R	4º	Dallara F312		236.324	18	234.783	23	234.273	22	233.766	24	233.766	17	234.582
8	8	RP Motorsport	ITA	Lodovico Laurini	ITA	R	5º	Dallara F312		235.808	17	235.808	18	234.783	3	234.783	19	234.273	6	235.091
9	12	Drivex School	ESP	Christian Hahn	BRA			Dallara F312		235.808	20	234.783	21	234.783	23	234.273	19	234.273	24	234.784
10	43	RACE	ESP	Pedro Cardoso	BRA			Dallara F312		235.294	17	234.273	18	233.766	19	232.759	11	232.258	12	233.670
11	19	Fortec Motorsports	GBR	Yan Leon Shlom	RUS	R	6º	Dallara F312		234.783	14	233.766	16	233.261	17	232.759	13	232.258	15	233.365
12	22	BVM Racing	ITA	Daniil Pronenko	RUS			Dallara F312		234.783	16	234.273	19	233.766	18	233.261	17	232.759	20	233.768
13	1	Campos Racing	ESP	Petru Florescu	ROU	R	7º	Dallara F312		234.273	17	234.273	18	233.261	7	233.261	13	232.759	16	233.566
14	14	Carlin Motorsport	GBR	Tarun Reddy	IND	R	8º	Dallara F312		234.273	4	232.759	11	232.759	17	232.759	21	232.759	5	233.062
15	18	Fortec Motorsports	GBR	Jannes Fittje	DEU	R	9º	Dallara F312		234.273	15	234.273	4	233.766	7	233.261	3	233.261	6	233.767
16	34	Campos Racing	ESP	Matheus Iorio	BRA			Dallara F312		234.273	11	233.766	18	233.766	17	233.261	16	233.261	21	233.666
17	44	RACE	ESP	Javier Cobián	ESP	R	10º	Dallara F312		234.273	14	233.766	6	233.766	13	233.261	15	232.258	4	233.465
18	3	Campos Racing	ESP	Simo Laaksonen	FIN	R	11º	Dallara F312		233.261	20	233.261	23	232.759	19	232.258	21	231.760	15	232.660
19	20	Fortec Motorsports	GBR	Najiy Ayyad Razak	MYS	R	12º	Dallara F312		231.760	4	230.769	5	230.277	6	229.299	3	212.181	2	226.857



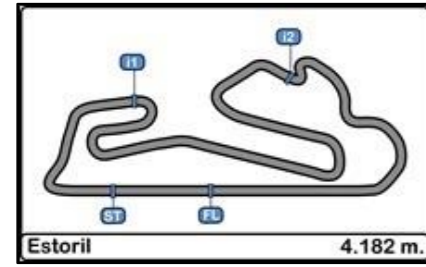
**Autodromo do Estoril
Euroformula Open
Private Test 3**

Fastest Lap Sequence

27/04/2017

<u>Time of Day</u>	<u>Session Time</u>	<u>Nº</u>	<u>Entrant</u>	<u>Nat.</u>	<u>Driver</u>	<u>Nat.</u>	<u>Cat.</u>	<u>Chassis</u>	<u>Team</u>	<u>Time</u>	<u>Km/h</u>	<u>Lap</u>
16:19'01.398	3'36.097	42	RACE	ESP	Eliseo Martinez Meroño	ESP	R	Dallara F312	Teo Martin Motorsport	1'45.449	142.772	2
16:19'08.378	3'43.152	18	Fortec Motorsports	GBR	Jannes Fittje	DEU	R	Dallara F312	Fortec Motorsports	1'35.690	157.333	2
16:20'43.729	5'18.431	18	Fortec Motorsports	GBR	Jannes Fittje	DEU	R	Dallara F312	Fortec Motorsports	1'35.279	158.012	3
16:20'49.739	5'24.435	11	RP Motorsport	ITA	Alexs Karkosik	POL	R	Dallara F312	RP Motorsport	1'34.293	159.664	3
16:22'34.076	7'08.751	24	Carlin Motorsport	GBR	Ameya Vaidyanathan	IND		Dallara F312	Carlin Motorsport	1'33.792	160.517	3
16:24'07.413	8'42.124	24	Carlin Motorsport	GBR	Ameya Vaidyanathan	IND		Dallara F312	Carlin Motorsport	1'33.373	161.237	4
16:26'03.498	10'38.215	10	RP Motorsport	ITA	Harrison Scott	GBR		Dallara F312	RP Motorsport	1'33.155	161.615	4
16:46'14.875	30'49.634	24	Carlin Motorsport	GBR	Ameya Vaidyanathan	IND		Dallara F312	Carlin Motorsport	1'33.057	161.785	12
16:47'46.881	32'21.681	24	Carlin Motorsport	GBR	Ameya Vaidyanathan	IND		Dallara F312	Carlin Motorsport	1'32.047	163.560	13
17:06'24.876	50'59.683	24	Carlin Motorsport	GBR	Ameya Vaidyanathan	IND		Dallara F312	Carlin Motorsport	1'31.827	163.952	18



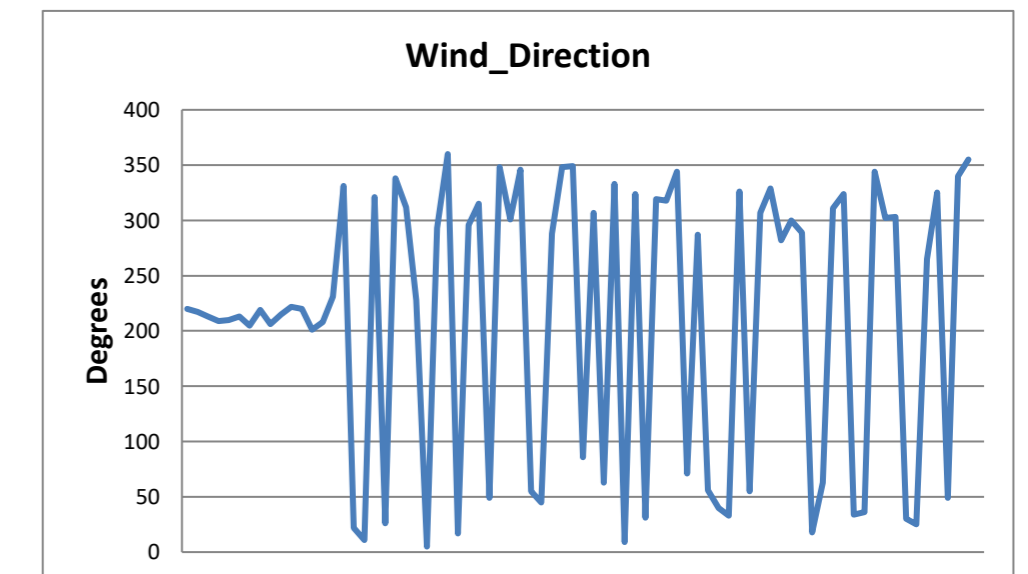
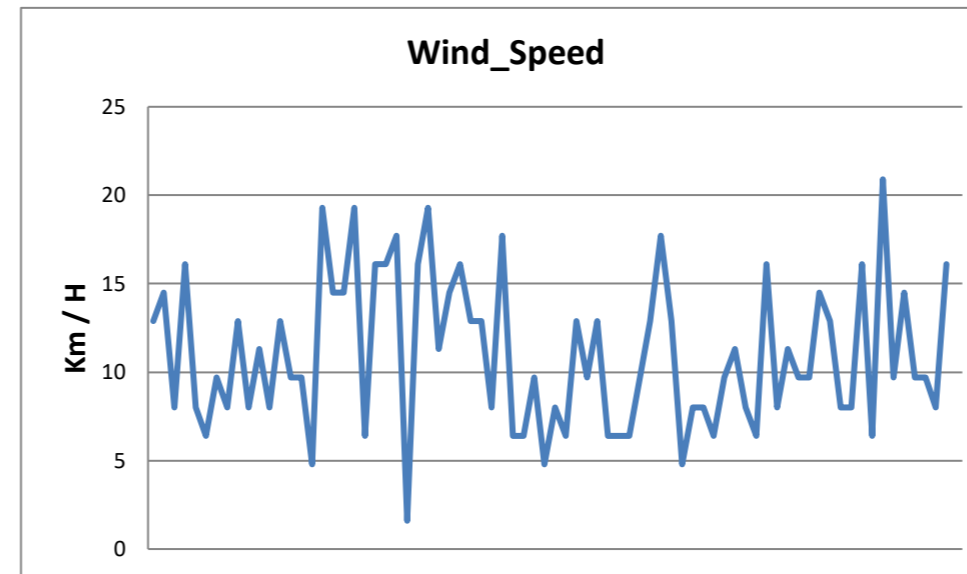
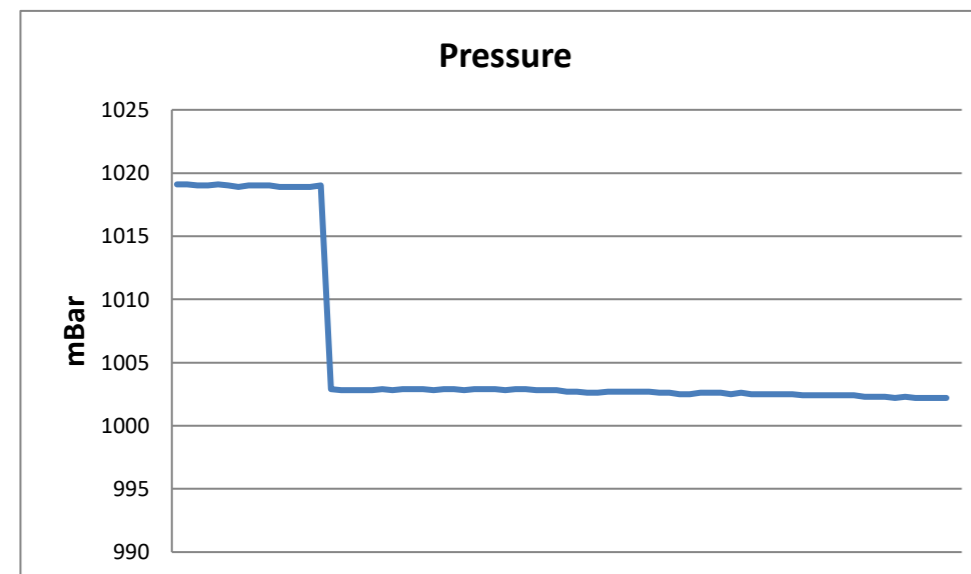
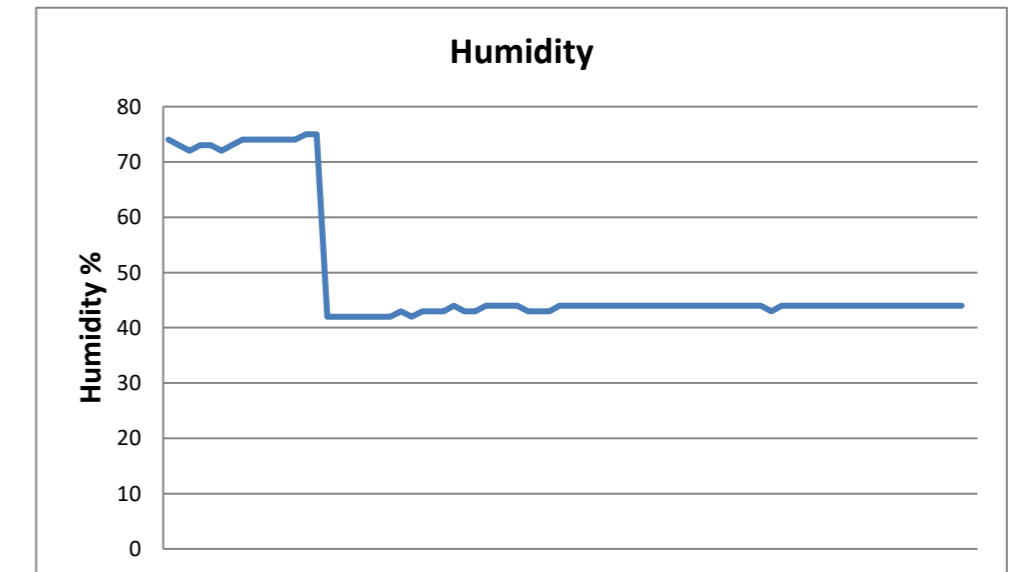
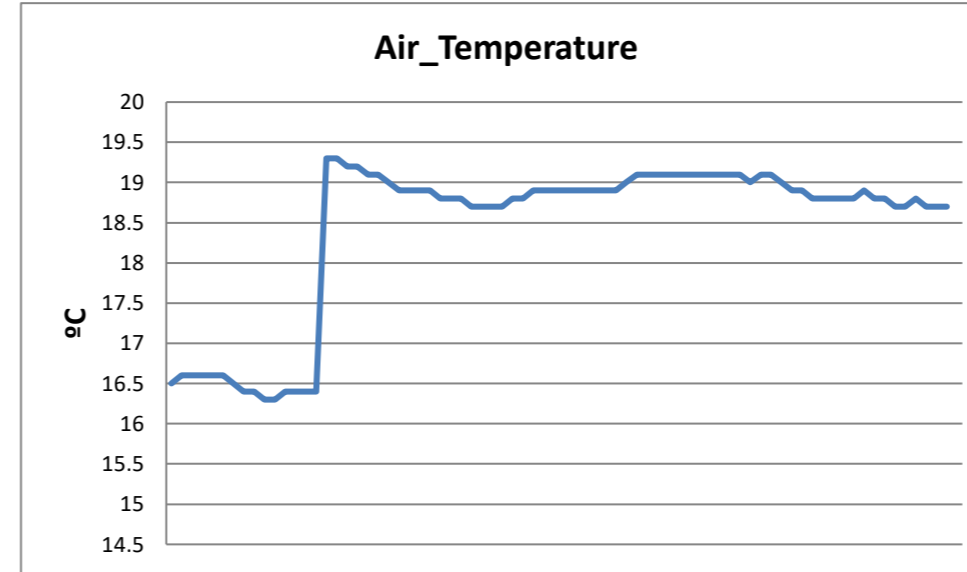
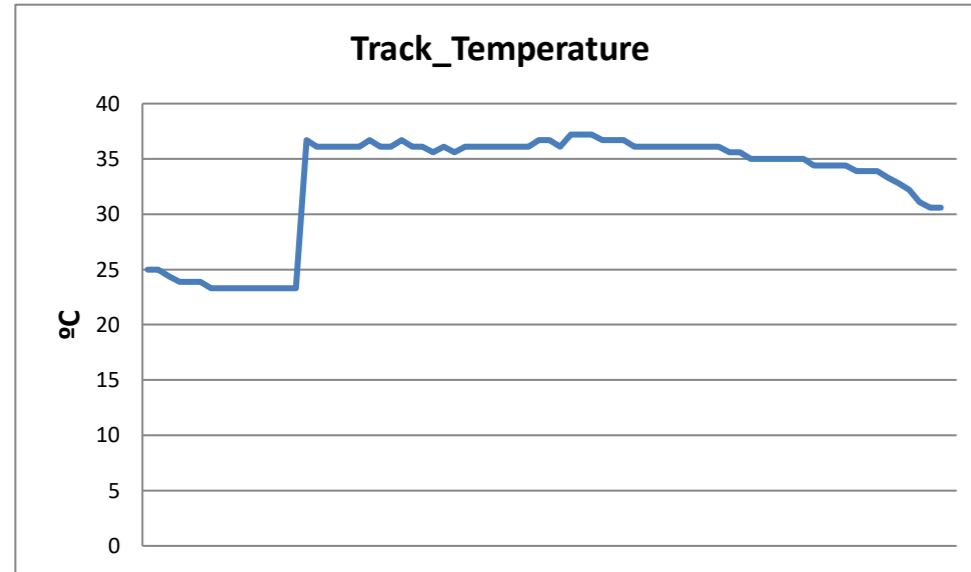


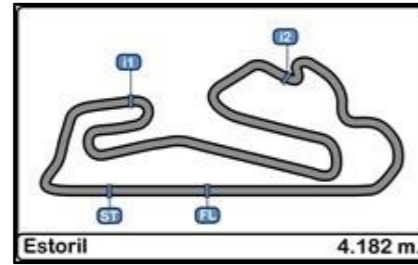
**Autodromo do Estoril
Euroformula Open
Private Test 3**

Weather Report

27/04/2017

Track Status DRY





Autodromo do Estoril Euroformula Open

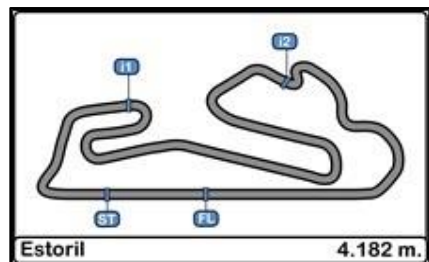
PRIVATE TESTS RESULTS

27/04/2017

Ord.	Nº	Entrant	Nat.	Driver	Nat.	Cat.	Cla.	Chassis	Team	Laps	Laps1	BL1	Time-1	Laps2	BL2	Time-2	Laps	BL3	Time-3	Best	Km/h
1	16	Drivex School	ESP	Nikita Troitskiy	RUS	R	1º	Dallara F312	Drivex School	93	42	39	1'31.717	29	19	1'33.388	22	18	1'32.108	1'31.717	164.148
2	24	Carlin Motorsport	GBR	Ameya Vaidyanathan	IND			Dallara F312	Carlin Motorsport	107	57	32	1'32.207	29	8	1'33.860	21	18	1'31.827	1'31.827	163.952
3	10	RP Motorsport	ITA	Harrison Scott	GBR			Dallara F312	RP Motorsport	70	29	28	1'31.942	21	18	1'33.476	20	16	1'32.084	1'31.942	163.747
4	1	Campos Racing	ESP	Petru Florescu	ROU	R	2º	Dallara F312	Campos Racing	89	44	39	1'32.035	26	14	1'33.419	19	18	1'32.441	1'32.035	163.581
5	17	Carlin Motorsport	GBR	Devlin De Francesco	CAN/ITA	R	3º	Dallara F312	Carlin Motorsport	110	56	54	1'32.356	30	15	1'34.198	24	22	1'32.304	1'32.304	163.105
6	2	Campos Racing	ESP	Thiago Vivacqua	BRA			Dallara F312	Campos Racing	82	34	33	1'32.339	25	6	1'33.724	23	20	1'32.669	1'32.339	163.043
7	34	Campos Racing	ESP	Matheus Iorio	BRA			Dallara F312	Campos Racing	88	40	27	1'32.688	27	15	1'33.891	21	19	1'32.510	1'32.510	162.741
8	3	Campos Racing	ESP	Simo Laaksonen	FIN	R	4º	Dallara F312	Campos Racing	101	50	41	1'32.627	28	19	1'34.310	23	21	1'32.938	1'32.627	162.536
9	18	Fortec Motorsports	GBR	Jannes Fittje	DEU	R	5º	Dallara F312	Fortec Motorsports	68	36	27	1'32.920	10	7	1'40.695	22	13	1'33.026	1'32.920	162.023
10	12	Drivex School	ESP	Christian Hahn	BRA			Dallara F312	Drivex School	98	49	45	1'33.255	24	19	1'34.590	25	20	1'32.929	1'32.929	162.008
11	42	RACE	ESP	Eliseo Martinez Meroño	ESP	R	6º	Dallara F312	Teo Martin Motorsport	78	41	26	1'33.018	18	17	1'34.547	19	18	1'33.378	1'33.018	161.853
12	11	RP Motorsport	ITA	Alexs Karkosik	POL	R	7º	Dallara F312	RP Motorsport	85	40	36	1'33.346	24	20	1'33.834	21	20	1'33.045	1'33.045	161.806
13	14	Carlin Motorsport	GBR	Tarun Reddy	IND	R	8º	Dallara F312	Carlin Motorsport	96	53	38	1'33.163	22	19	1'33.574	21	10	1'33.496	1'33.163	161.601
14	19	Fortec Motorsports	GBR	Yan Leon Shlom	RUS	R	9º	Dallara F312	Fortec Motorsports	72	36	25	1'33.282	19	9	1'33.644	17	9	1'33.179	1'33.179	161.573
15	43	RACE	ESP	Pedro Cardoso	BRA			Dallara F312	Teo Martin Motorsport	78	41	36	1'33.300	18	14	1'33.748	19	17	1'33.234	1'33.234	161.478
16	8	RP Motorsport	ITA	Lodovico Laurini	ITA	R	10º	Dallara F312	RP Motorsport	85	44	41	1'33.914	22	16	1'34.675	19	18	1'34.079	1'33.914	160.308
17	22	BVM Racing	ITA	Daniil Pronenko	RUS			Dallara F312	BVM Racing	76	38	29	1'34.513	18	15	1'35.280	20	19	1'34.076	1'34.076	160.032
18	20	Fortec Motorsports	GBR	Najiy Ayyad Razak	MYS	R	11º	Dallara F312	Fortec Motorsports	61	38	27	1'34.655	17	14	1'34.173	6	5	1'34.687	1'34.173	159.867
19	44	RACE	ESP	Javier Cobián	ESP	R	12º	Dallara F312	Teo Martin Motorsport	82	46	44	1'34.352	21	5	1'35.925	15	14	1'34.998	1'34.352	159.564

Published at:.....

Stewards: 	Race Director: 	Timekeeper: 
----------------------	---------------------------	---



Autodromo do Estoril Euroformula Open

Event Maximum Speed

27/04/2017

Ord.	Nº	Entrant	Nat.	Driver	Nat.	Cat.	Cla.	Chassis	Team	Km/h	Lap	Session
1	16	Drivex School	ESP	Nikita Troitskiy	RUS	R	1º	Dallara F312	Drivex School	239.468	41	Private Test 1
2	2	Campos Racing	ESP	Thiago Vivacqua	BRA			Dallara F312	Campos Racing	238.411	14	Private Test 2
3	10	RP Motorsport	ITA	Harrison Scott	GBR			Dallara F312	RP Motorsport	238.411	18	Private Test 3
4	11	RP Motorsport	ITA	Alexs Karkosik	POL	R	2º	Dallara F312	RP Motorsport	237.886	21	Private Test 1
5	24	Carlin Motorsport	GBR	Ameya Vaidyanathan	IND			Dallara F312	Carlin Motorsport	237.886	19	Private Test 3
6	1	Campos Racing	ESP	Petru Florescu	ROU	R	3º	Dallara F312	Campos Racing	237.363	24	Private Test 2
7	42	RACE	ESP	Eliseo Martinez Meroño	ESP	R	4º	Dallara F312	Teo Martin Motorsport	237.363	10	Private Test 3
8	8	RP Motorsport	ITA	Lodovico Laurini	ITA	R	5º	Dallara F312	RP Motorsport	236.843	43	Private Test 1
9	17	Carlin Motorsport	GBR	Devlin De Francesco	CAN/ITA	R	6º	Dallara F312	Carlin Motorsport	236.843	55	Private Test 1
10	19	Fortec Motorsports	GBR	Yan Leon Shlom	RUS	R	7º	Dallara F312	Fortec Motorsports	236.324	17	Private Test 2
11	20	Fortec Motorsports	GBR	Najiy Ayyad Razak	MYS	R	8º	Dallara F312	Fortec Motorsports	236.324	30	Private Test 1
12	22	BVM Racing	ITA	Daniil Pronenko	RUS			Dallara F312	BVM Racing	236.324	36	Private Test 1
13	12	Drivex School	ESP	Christian Hahn	BRA			Dallara F312	Drivex School	235.808	12	Private Test 2
14	43	RACE	ESP	Pedro Cardoso	BRA			Dallara F312	Teo Martin Motorsport	235.808	24	Private Test 1
15	44	RACE	ESP	Javier Cobián	ESP	R	9º	Dallara F312	Teo Martin Motorsport	235.808	30	Private Test 1
16	3	Campos Racing	ESP	Simo Laaksonen	FIN	R	10º	Dallara F312	Campos Racing	234.783	39	Private Test 1
17	18	Fortec Motorsports	GBR	Jannes Fittje	DEU	R	11º	Dallara F312	Fortec Motorsports	234.783	9	Private Test 1
18	34	Campos Racing	ESP	Matheus Iorio	BRA			Dallara F312	Campos Racing	234.783	20	Private Test 2
19	14	Carlin Motorsport	GBR	Tarun Reddy	IND	R	12º	Dallara F312	Carlin Motorsport	234.274	4	Private Test 3