

**Autodromo do Estoril**  
**Euroformula Open**  
**Private Test 2**

**Results**

27/04/2017

Ord.	Nº	Entrant	Nat.	Driver	Nat.	Cat.	Cla.	Chassis	Team	Laps	Best	Time	Gap	Interval	Km/h
1	16	Drivex School	ESP	Nikita Troitskiy	RUS	R	1º	Dallara F312	Drivex School	29	19	1'33.388			161.211
2	1	Campos Racing	ESP	Petru Florescu	ROU	R	2º	Dallara F312	Campos Racing	26	14	1'33.419	0"031	0"031	161.158
3	10	RP Motorsport	ITA	Harrison Scott	GBR			Dallara F312	RP Motorsport	21	18	1'33.476	0"088	0"057	161.060
4	14	Carlin Motorsport	GBR	Tarun Reddy	IND	R	3º	Dallara F312	Carlin Motorsport	22	19	1'33.574	0"186	0"098	160.891
5	19	Fortec Motorsports	GBR	Yan Leon Shlom	RUS	R	4º	Dallara F312	Fortec Motorsports	19	9	1'33.644	0"256	0"070	160.771
6	2	Campos Racing	ESP	Thiago Vivacqua	BRA			Dallara F312	Campos Racing	25	6	1'33.724	0"336	0"080	160.633
7	43	RACE	ESP	Pedro Cardoso	BRA			Dallara F312	Teo Martin Motorsport	18	14	1'33.748	0"360	0"024	160.592
8	11	RP Motorsport	ITA	Alexs Karkosik	POL	R	5º	Dallara F312	RP Motorsport	24	20	1'33.834	0"446	0"086	160.445
9	24	Carlin Motorsport	GBR	Ameya Vaidyanathan	IND			Dallara F312	Carlin Motorsport	29	8	1'33.860	0"472	0"026	160.401
10	34	Campos Racing	ESP	Matheus Iorio	BRA			Dallara F312	Campos Racing	27	15	1'33.891	0"503	0"031	160.348
11	20	Fortec Motorsports	GBR	Najiy Ayyad Razak	MYS	R	6º	Dallara F312	Fortec Motorsports	17	14	1'34.173	0"785	0"282	159.867
12	17	Carlin Motorsport	GBR	Devlin De Francesco	CAN/ITA	R	7º	Dallara F312	Carlin Motorsport	30	15	1'34.198	0"810	0"025	159.825
13	3	Campos Racing	ESP	Simo Laaksonen	FIN	R	8º	Dallara F312	Campos Racing	28	19	1'34.310	0"922	0"112	159.635
14	42	RACE	ESP	Eliseo Martinez Meroño	ESP	R	9º	Dallara F312	Teo Martin Motorsport	18	17	1'34.547	1"159	0"237	159.235
15	12	Drivex School	ESP	Christian Hahn	BRA			Dallara F312	Drivex School	24	19	1'34.590	1"202	0"043	159.163
16	8	RP Motorsport	ITA	Lodovico Laurini	ITA	R	10º	Dallara F312	RP Motorsport	22	16	1'34.675	1"287	0"085	159.020
17	22	BVM Racing	ITA	Daniil Pronenko	RUS			Dallara F312	BVM Racing	18	15	1'35.280	1"892	0"605	158.010
18	44	RACE	ESP	Javier Cobián	ESP	R	11º	Dallara F312	Teo Martin Motorsport	21	5	1'35.925	2"537	0"645	156.948
19	18	Fortec Motorsports	GBR	Jannes Fittje	DEU	R	12º	Dallara F312	Fortec Motorsports	10	7	1'40.695	7"307	4"770	149.513

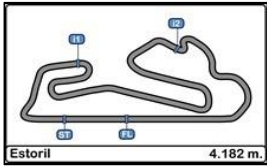
Published at:.....

Track Status **DRY**

<b>Stewards:</b>	<b>Race Director:</b>	<b>Timekeeper:</b> 
------------------	-----------------------	---







**Autodromo do Estoril**  
**Euroformula Open**  
**Private Test 2**

**LAP ANALYSIS**

27/04/2017

Number	1			2			3			8			10		
	Lap Time	Partial	Speed	Lap Time	Partial	Speed	Lap Time	Partial	Speed	Lap Time	Partial	Speed	Lap Time	Partial	Speed
22 <sup>a</sup> - 1	0'19.449	0'19.449	234.274	0'19.554	0'19.554	235.295	0'19.615	0'19.615	230.770						
22 <sup>a</sup> - 2	1'05.542	0'46.093		1'05.712	0'46.158		1'05.468	0'45.853							
22 <sup>a</sup> - 3	1'34.657	0'29.115		1'34.971	0'29.259		1'34.604	0'29.136							
23 <sup>a</sup> - 1	0'19.578	0'19.578	237.363	0'19.473	0'19.473	234.274	0'19.379	0'19.379	231.760						
23 <sup>a</sup> - 2	1'05.846	0'46.268		1'05.573	0'46.100		1'05.185	0'45.806							
23 <sup>a</sup> - 3	1'35.150	0'29.304		1'47.460	0'41.887	PIT	1'34.359	0'29.174							
24 <sup>a</sup> - 1	0'19.538	0'19.538	232.759	4'07.872	4'07.872		0'19.955	0'19.955	232.759						
24 <sup>a</sup> - 2	1'05.427	0'45.889		4'54.585	0'46.713		1'08.775	0'48.820							
24 <sup>a</sup> - 3	1'35.137	0'29.710		5'31.530	0'36.945	PIT	1'47.646	0'38.871	PIT						
25 <sup>a</sup> - 1	0'21.139	0'21.139	232.759				6'35.516	6'35.516							
25 <sup>a</sup> - 2	1'08.639	0'47.500					7'26.980	0'51.464							
25 <sup>a</sup> - 3	1'48.890	0'40.251	PIT				8'07.241	0'40.261	PIT						
26 <sup>a</sup> - 1							0'57.458	0'57.458							
26 <sup>a</sup> - 2							1'44.537	0'47.079							
26 <sup>a</sup> - 3							2'21.923	0'37.386	PIT						
27 <sup>a</sup> - 1							0'52.161	0'52.161							
27 <sup>a</sup> - 2							1'41.433	0'49.272							
27 <sup>a</sup> - 3							2'20.168	0'38.735	PIT						
28 <sup>a</sup> - 1															
28 <sup>a</sup> - 2															
28 <sup>a</sup> - 3															
29 <sup>a</sup> - 1															
29 <sup>a</sup> - 2															
29 <sup>a</sup> - 3															

Ideal Lap	
0'19.203	0'19.203
1'04.551	0'45.348
1'33.319	0'28.768

Ideal Lap	
0'19.333	0'19.333
1'04.716	0'45.383
1'33.426	0'28.710

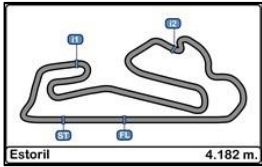
Ideal Lap	
0'19.379	0'19.379
1'05.185	0'45.806
1'34.074	0'28.889

Ideal Lap	
0'19.343	0'19.343
1'05.347	0'46.004
1'34.462	0'29.115

Ideal Lap	
0'19.212	0'19.212
1'04.672	0'45.460
1'33.348	0'28.676

Ideal Best Lap	
0'19.203	0'19.203
1'04.511	0'45.308
1'33.118	0'28.607





**Autodromo do Estoril  
Euroformula Open  
Private Test 2**

**LAP ANALYSIS**

27/04/2017

Number	11			12			14			16			17		
Lap	Lap Time	Partial	Speed	Lap Time	Partial	Speed	Lap Time	Partial	Speed	Lap Time	Partial	Speed	Lap Time	Partial	Speed
22 <sup>a</sup> - 1	0'19.414	0'19.414	235.808	0'19.630	0'19.630	235.808				0'19.392	0'19.392	236.324	0'19.643	0'19.643	232.759
22 <sup>a</sup> - 2	1'05.036	0'45.622		1'05.755	0'46.125					1'05.079	0'45.687		1'05.800	0'46.157	
22 <sup>a</sup> - 3	1'33.890	0'28.854		1'34.859	0'29.104					1'33.743	0'28.664		1'34.973	0'29.173	
23 <sup>a</sup> - 1	0'20.991	0'20.991	234.274	0'20.010	0'20.010	225.470				0'19.242	0'19.242	237.363	0'19.620	0'19.620	234.274
23 <sup>a</sup> - 2	1'08.448	0'47.457		1'06.352	0'46.342					1'04.871	0'45.629		1'05.778	0'46.158	
23 <sup>a</sup> - 3	1'45.012	0'36.564	PIT	1'43.358	0'37.006	PIT				1'33.733	0'28.862		1'35.007	0'29.229	
24 <sup>a</sup> - 1										0'19.376	0'19.376	238.411	0'19.425	0'19.425	235.295
24 <sup>a</sup> - 2										1'05.303	0'45.927		1'05.729	0'46.304	
24 <sup>a</sup> - 3										1'34.271	0'28.968		1'35.082	0'29.353	
25 <sup>a</sup> - 1										0'19.349	0'19.349	238.938	0'19.608	0'19.608	235.295
25 <sup>a</sup> - 2										1'05.448	0'46.099		1'05.944	0'46.336	
25 <sup>a</sup> - 3										1'34.476	0'29.028		1'35.303	0'29.359	
26 <sup>a</sup> - 1										0'19.496	0'19.496	236.843	0'19.580	0'19.580	233.767
26 <sup>a</sup> - 2										1'05.707	0'46.211		1'05.972	0'46.392	
26 <sup>a</sup> - 3										1'34.729	0'29.022		1'35.099	0'29.127	
27 <sup>a</sup> - 1										0'19.483	0'19.483	235.808	0'19.620	0'19.620	231.264
27 <sup>a</sup> - 2										1'05.397	0'45.914		1'05.961	0'46.341	
27 <sup>a</sup> - 3										1'34.348	0'28.951		1'42.691	0'36.730	PIT
28 <sup>a</sup> - 1										0'19.555	0'19.555	234.783	5'42.006	5'42.006	
28 <sup>a</sup> - 2										1'05.635	0'46.080		6'28.835	0'46.829	
28 <sup>a</sup> - 3										1'40.798	0'35.163	PIT	6'58.745	0'29.910	
29 <sup>a</sup> - 1													0'19.828	0'19.828	228.330
29 <sup>a</sup> - 2													1'05.906	0'46.078	
29 <sup>a</sup> - 3													1'41.800	0'35.894	PIT

Ideal Lap	
0'19.332	0'19.332
1'04.868	0'45.536
1'33.660	0'28.792

Ideal Lap	
0'19.465	0'19.465
1'05.548	0'46.083
1'34.435	0'28.887

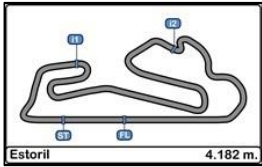
Ideal Lap	
0'19.351	0'19.351
1'04.659	0'45.308
1'33.333	0'28.674

Ideal Lap	
0'19.218	0'19.218
1'04.710	0'45.492
1'33.317	0'28.607

Ideal Lap	
0'19.425	0'19.425
1'05.165	0'45.740
1'33.960	0'28.795

Ideal Best Lap	
0'19.203	0'19.203
1'04.511	0'45.308
1'33.118	0'28.607





**Autodromo do Estoril  
Euroformula Open  
Private Test 2**

**LAP ANALYSIS**

27/04/2017

Number	18			19			20			22			24		
	Lap Time	Partial	Speed	Lap Time	Partial	Speed	Lap Time	Partial	Speed	Lap Time	Partial	Speed	Lap Time	Partial	Speed
22 <sup>a</sup> - 1													10'56.124	10'56.124	
22 <sup>a</sup> - 2													11'48.320	0'52.196	
22 <sup>a</sup> - 3													12'18.402	0'30.082	
23 <sup>a</sup> - 1													0'20.646	0'20.646	230.770
23 <sup>a</sup> - 2													1'08.124	0'47.478	
23 <sup>a</sup> - 3													1'38.560	0'30.436	
24 <sup>a</sup> - 1													0'22.202	0'22.202	231.760
24 <sup>a</sup> - 2													1'08.054	0'45.852	
24 <sup>a</sup> - 3													1'36.997	0'28.943	
25 <sup>a</sup> - 1													0'21.712	0'21.712	192.858
25 <sup>a</sup> - 2													1'10.942	0'49.230	
25 <sup>a</sup> - 3													1'44.239	0'33.297	
26 <sup>a</sup> - 1													0'19.587	0'19.587	233.767
26 <sup>a</sup> - 2													1'05.530	0'45.943	
26 <sup>a</sup> - 3													1'34.487	0'28.957	
27 <sup>a</sup> - 1													0'19.530	0'19.530	234.274
27 <sup>a</sup> - 2													1'05.379	0'45.849	
27 <sup>a</sup> - 3													1'34.652	0'29.273	
28 <sup>a</sup> - 1													0'19.592	0'19.592	233.262
28 <sup>a</sup> - 2													1'05.655	0'46.063	
28 <sup>a</sup> - 3													1'42.312	0'36.657	PIT
29 <sup>a</sup> - 1															
29 <sup>a</sup> - 2															
29 <sup>a</sup> - 3															

Ideal Lap	
0'21.131	0'21.131
1'09.521	0'48.390
1'39.780	0'30.259

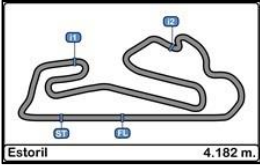
Ideal Lap	
0'19.308	0'19.308
1'04.809	0'45.501
1'33.518	0'28.709

Ideal Lap	
0'19.422	0'19.422
1'05.027	0'45.605
1'34.028	0'29.001

Ideal Lap	
0'19.431	0'19.431
1'05.717	0'46.286
1'35.080	0'29.363

Ideal Lap	
0'19.423	0'19.423
1'04.772	0'45.349
1'33.611	0'28.839

Ideal Best Lap	
0'19.203	0'19.203
1'04.511	0'45.308
1'33.118	0'28.607



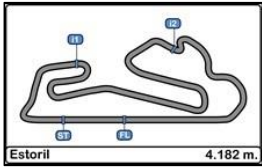
**Autodromo do Estoril  
Euroformula Open  
Private Test 2**

**LAP ANALYSIS**

27/04/2017

Number	34			42			43			44		
Lap	Lap Time	Partial	Speed	Lap Time	Partial	Speed	Lap Time	Partial	Speed	Lap Time	Partial	Speed
1ª - 1	0'21.756	0'21.756	188.482	0'22.012	0'22.012	213.439	0'20.902	0'20.902	226.891	0'22.146	0'22.146	212.599
1ª - 2	1'09.512	0'47.756		1'11.194	0'49.182		1'09.114	0'48.212		1'12.956	0'50.810	
1ª - 3	1'39.271	0'29.759		1'42.327	0'31.133		1'39.216	0'30.102		1'44.981	0'32.025	
2ª - 1	0'19.861	0'19.861	228.330	0'21.130	0'21.130	226.891	0'19.764	0'19.764	227.849	0'21.129	0'21.129	209.303
2ª - 2	1'06.089	0'46.228		1'09.052	0'47.922		1'05.741	0'45.977		1'09.345	0'48.216	
2ª - 3	1'35.384	0'29.295		1'40.205	0'31.153		1'35.103	0'29.362		1'39.243	0'29.898	
3ª - 1	0'19.691	0'19.691	228.814	0'21.142	0'21.142	223.141	0'19.532	0'19.532	229.788	0'20.862	0'20.862	226.891
3ª - 2	1'05.678	0'45.987		1'09.091	0'47.949		1'05.310	0'45.778		1'08.414	0'47.552	
3ª - 3	1'34.680	0'29.002		1'47.309	0'38.218	PIT	1'34.508	0'29.198		1'37.903	0'29.489	
4ª - 1	0'19.777	0'19.777	227.849	9'45.690	9'45.690		0'21.983	0'21.983	231.264	0'19.829	0'19.829	227.369
4ª - 2	1'05.868	0'46.091		10'39.918	0'54.228		1'16.424	0'54.441		1'06.404	0'46.575	
4ª - 3	1'35.026	0'29.158		11'13.540	0'33.622		1'55.170	0'38.746	PIT	1'35.925	0'29.521	
5ª - 1	0'19.742	0'19.742	227.849	0'20.820	0'20.820	220.409	2'359.758	2'359.758		0'19.899	0'19.899	224.533
5ª - 2	1'05.680	0'45.938		1'07.717	0'46.897		2'449.715	0'49.957		1'06.739	0'46.840	
5ª - 3	1'52.824	0'47.144	PIT	1'37.585	0'29.868		25'20.673	0'30.958		1'42.695	0'35.956	PIT
6ª - 1	14'25.433	14'25.433		0'20.222	0'20.222	224.067	0'21.051	0'21.051	208.898	8'55.189	8'55.189	
6ª - 2	15'17.151	0'51.718		1'06.282	0'46.060		1'08.922	0'47.871		9'46.872	0'51.683	
6ª - 3	15'58.784	0'41.633	PIT	1'35.834	0'29.552		1'38.722	0'29.800		10'17.784	0'30.912	
7ª - 1	0'51.887	0'51.887		0'19.767	0'19.767	225.942	0'19.297	0'19.297	233.262	0'21.195	0'21.195	206.107
7ª - 2	1'39.123	0'47.236		1'05.506	0'45.739		1'05.035	0'45.738		1'09.594	0'48.399	
7ª - 3	2'08.424	0'29.301		1'34.688	0'29.182		1'34.097	0'29.062		1'39.715	0'30.121	
8ª - 1	0'19.614	0'19.614	230.278	0'19.803	0'19.803	227.369	0'19.353	0'19.353	233.767	0'21.357	0'21.357	219.960
8ª - 2	1'05.325	0'45.711		1'05.837	0'46.034		1'05.165	0'45.812		1'10.990	0'49.633	
8ª - 3	1'34.334	0'29.009		1'35.277	0'29.440		1'34.087	0'28.922		1'41.026	0'30.036	
9ª - 1	0'19.471	0'19.471	232.759	0'19.668	0'19.668	230.770	0'19.338	0'19.338	233.767	0'20.086	0'20.086	225.470
9ª - 2	1'05.122	0'45.651		1'05.905	0'46.237		1'05.039	0'45.701		1'07.861	0'47.775	
9ª - 3	1'33.937	0'28.815		1'35.123	0'29.218		1'34.099	0'29.060		1'38.041	0'30.180	
10ª - 1	0'19.441	0'19.441	233.262	0'20.693	0'20.693	233.767	0'19.309	0'19.309	234.274	0'19.629	0'19.629	230.278
10ª - 2	1'05.109	0'45.668		1'08.059	0'47.366		1'05.099	0'45.790		1'06.637	0'47.008	
10ª - 3	1'34.132	0'29.023		1'45.749	0'37.690	PIT	1'38.367	0'33.268	PIT	1'36.218	0'29.581	
11ª - 1	0'19.493	0'19.493	232.258	12'29.336	12'29.336		5'20.768	5'20.768		0'19.689	0'19.689	231.264
11ª - 2	1'05.163	0'45.670		13'22.937	0'53.601		6'11.043	0'50.275		1'06.464	0'46.775	
11ª - 3	1'34.010	0'28.847		13'53.563	0'30.626		6'40.941	0'29.898		1'36.232	0'29.768	
12ª - 1	0'19.451	0'19.451	233.767	0'20.222	0'20.222	226.891	0'20.579	0'20.579	221.312	0'19.787	0'19.787	228.330
12ª - 2	1'05.194	0'45.743		1'07.131	0'46.909		1'06.626	0'46.047		1'11.138	0'51.351	
12ª - 3	1'33.988	0'28.794		1'36.874	0'29.743		1'35.948	0'29.322		1'46.038	0'34.900	PIT
13ª - 1	0'19.403	0'19.403	232.759	0'19.539	0'19.539	231.264	0'19.327	0'19.327	231.760	13'09.050	13'09.050	
13ª - 2	1'05.225	0'45.822		1'05.546	0'46.007		1'04.729	0'45.402		14'00.322	0'51.272	
13ª - 3	1'34.194	0'28.969		1'34.660	0'29.114		1'33.748	0'29.019		14'30.844	0'30.522	
14ª - 1	0'19.391	0'19.391	232.759	0'19.586	0'19.586	233.767	0'19.275	0'19.275	232.258	0'20.559	0'20.559	219.513
14ª - 2	1'05.007	0'45.616		1'08.660	0'49.074		1'04.740	0'45.465		1'07.749	0'47.190	
14ª - 3	1'33.891	0'28.884		1'38.392	0'29.732		1'34.212	0'29.472		1'37.887	0'30.138	
15ª - 1	0'19.395	0'19.395	233.262	0'19.470	0'19.470	235.808	0'19.217	0'19.217	232.759	0'19.832	0'19.832	230.278
15ª - 2	1'05.268	0'45.873		1'05.432	0'45.962		1'04.858	0'45.641		1'06.843	0'47.011	
15ª - 3	1'34.264	0'28.996		1'34.679	0'29.247		1'33.960	0'29.102		1'36.704	0'29.861	
16ª - 1	0'19.440	0'19.440	231.264	0'19.493	0'19.493	234.274	0'19.243	0'19.243	233.262	0'19.790	0'19.790	230.770
16ª - 2	1'05.130	0'45.690		1'05.342	0'45.849		1'04.976	0'45.733		1'06.648	0'46.858	
16ª - 3	1'33.944	0'28.814		1'34.547	0'29.205		1'34.130	0'29.154		1'36.653	0'30.005	
17ª - 1	0'19.461	0'19.461	233.262	0'19.362	0'19.362	234.274	0'19.382	0'19.382	231.760	0'19.857	0'19.857	228.814
17ª - 2	1'05.101	0'45.640		1'08.523	0'49.161		1'05.306	0'45.924		1'06.793	0'46.936	
17ª - 3	1'33.952	0'28.851		1'45.929	0'37.406	PIT	1'40.566	0'35.260	PIT	1'38.835	0'32.042	
18ª - 1	0'19.415	0'19.415	233.767							0'19.938	0'19.938	227.849
18ª - 2	1'05.224	0'45.809								1'06.814	0'46.876	
18ª - 3	1'34.241	0'29.017								1'37.072	0'30.258	
19ª - 1	0'19.374	0'19.374	234.783							0'20.782	0'20.782	227.849
19ª - 2	1'05.429	0'46.055								1'08.142	0'47.360	
19ª - 3	1'35.278	0'29.849								1'38.184	0'30.042	
20ª - 1	0'19.413	0'19.413	233.767							0'20.008	0'20.008	230.278
20ª - 2	1'05.562	0'46.149								1'07.570	0'47.562	
20ª - 3	1'34.705	0'29.143								1'43.205	0'35.635	PIT
21ª - 1	0'19.519	0'19.519	231.760									
21ª - 2	1'05.485	0'45.966										
21ª - 3	1'34.618	0'29.133										





**Autodromo do Estoril  
Euroformula Open  
Private Test 2**

**LAP ANALYSIS**

27/04/2017

Number	34			42			43			44		
	Lap Time	Partial	Speed	Lap Time	Partial	Speed	Lap Time	Partial	Speed	Lap Time	Partial	Speed
22 <sup>a</sup> - 1	0'19.586	0'19.586	230.770									
22 <sup>a</sup> - 2	1'05.367	0'45.781										
22 <sup>a</sup> - 3	1'34.528	0'29.161										
23 <sup>a</sup> - 1	0'19.459	0'19.459	231.760									
23 <sup>a</sup> - 2	1'05.610	0'46.151										
23 <sup>a</sup> - 3	1'34.646	0'29.036										
24 <sup>a</sup> - 1	0'19.523	0'19.523	232.759									
24 <sup>a</sup> - 2	1'05.506	0'45.983										
24 <sup>a</sup> - 3	1'35.096	0'29.590										
25 <sup>a</sup> - 1	0'19.633	0'19.633	230.770									
25 <sup>a</sup> - 2	1'05.855	0'46.222										
25 <sup>a</sup> - 3	1'35.051	0'29.196										
26 <sup>a</sup> - 1	0'19.679	0'19.679	230.770									
26 <sup>a</sup> - 2	1'06.107	0'46.428										
26 <sup>a</sup> - 3	1'43.209	0'37.102	PIT									
27 <sup>a</sup> - 1												
27 <sup>a</sup> - 2												
27 <sup>a</sup> - 3												
28 <sup>a</sup> - 1												
28 <sup>a</sup> - 2												
28 <sup>a</sup> - 3												
29 <sup>a</sup> - 1												
29 <sup>a</sup> - 2												
29 <sup>a</sup> - 3												

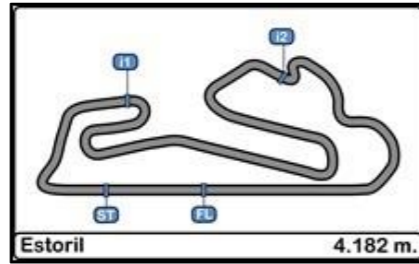
Ideal Lap	
0'19.374	0'19.374
1'04.990	0'45.616
1'33.784	0'28.794

Ideal Lap	
0'19.362	0'19.362
1'05.101	0'45.739
1'34.215	0'29.114

Ideal Lap	
0'19.217	0'19.217
1'04.619	0'45.402
1'33.541	0'28.922

Ideal Lap	
0'19.629	0'19.629
1'06.204	0'46.575
1'35.693	0'29.489

Ideal Best Lap	
0'19.203	0'19.203
1'04.511	0'45.308
1'33.118	0'28.607

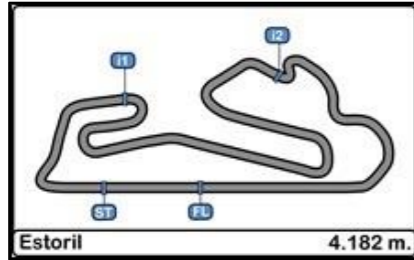


**Autodromo do Estoril**  
**Euroformula Open**  
**Private Test 2**

**Best Sectors Results**

27/04/2017

		Sector - 1		Sector - 2		Sector - 3		Ideal Lap vs Best Lap			
Ord.	Nº Driver	Time	Nº Driver	Time	Nº Driver	Time	Ord.	Nº Driver	Ideal Lap	Best Lap	Ord.
1	1 Petru Florescu	19.203	14 Tarun Reddy	45.308	16 Nikita Troitskiy	28.607	1	16 Nikita Troitskiy	1'33.317	1'33.388	1
2	10 Harrison Scott	19.212	1 Petru Florescu	45.348	14 Tarun Reddy	28.674	2	1 Petru Florescu	1'33.319	1'33.419	2
3	43 Pedro Cardoso	19.217	24 Ameya Vaidyanathan	45.349	10 Harrison Scott	28.676	3	14 Tarun Reddy	1'33.333	1'33.574	4
4	16 Nikita Troitskiy	19.218	2 Thiago Vivacqua	45.383	19 Yan Leon Shlom	28.709	4	10 Harrison Scott	1'33.348	1'33.476	3
5	19 Yan Leon Shlom	19.308	43 Pedro Cardoso	45.402	2 Thiago Vivacqua	28.710	5	2 Thiago Vivacqua	1'33.426	1'33.724	6
6	11 Alexs Karkosik	19.332	10 Harrison Scott	45.460	1 Petru Florescu	28.768	6	19 Yan Leon Shlom	1'33.518	1'33.644	5
7	2 Thiago Vivacqua	19.333	16 Nikita Troitskiy	45.492	11 Alexs Karkosik	28.792	7	43 Pedro Cardoso	1'33.541	1'33.748	7
8	8 Lodovico Laurini	19.343	19 Yan Leon Shlom	45.501	34 Matheus Iorio	28.794	8	24 Ameya Vaidyanathan	1'33.611	1'33.860	9
9	14 Tarun Reddy	19.351	11 Alexs Karkosik	45.536	17 Devlin De Francesco	28.795	9	11 Alexs Karkosik	1'33.660	1'33.834	8
10	42 Eliseo Martinez Meroño	19.362	20 Najiy Ayyad Razak	45.605	24 Ameya Vaidyanathan	28.839	10	34 Matheus Iorio	1'33.784	1'33.891	10
11	34 Matheus Iorio	19.374	34 Matheus Iorio	45.616	12 Christian Hahn	28.887	11	17 Devlin De Francesco	1'33.960	1'34.198	12
12	3 Simo Laaksonen	19.379	42 Eliseo Martinez Meroño	45.739	3 Simo Laaksonen	28.889	12	20 Najiy Ayyad Razak	1'34.028	1'34.173	11
13	20 Najiy Ayyad Razak	19.422	17 Devlin De Francesco	45.740	43 Pedro Cardoso	28.922	13	3 Simo Laaksonen	1'34.074	1'34.310	13
14	24 Ameya Vaidyanathan	19.423	3 Simo Laaksonen	45.806	20 Najiy Ayyad Razak	29.001	14	42 Eliseo Martinez Meroño	1'34.215	1'34.547	14
15	17 Devlin De Francesco	19.425	8 Lodovico Laurini	46.004	42 Eliseo Martinez Meroño	29.114	15	12 Christian Hahn	1'34.435	1'34.590	15
16	22 Daniil Pronenko	19.431	12 Christian Hahn	46.083	8 Lodovico Laurini	29.115	16	8 Lodovico Laurini	1'34.462	1'34.675	16
17	12 Christian Hahn	19.465	22 Daniil Pronenko	46.286	22 Daniil Pronenko	29.363	17	22 Daniil Pronenko	1'35.080	1'35.280	17
18	44 Javier Cobián	19.629	44 Javier Cobián	46.575	44 Javier Cobián	29.489	18	44 Javier Cobián	1'35.693	1'35.925	18
19	18 Jannes Fittje	21.131	18 Jannes Fittje	48.390	18 Jannes Fittje	30.259	19	18 Jannes Fittje	1'39.780	1'40.695	19

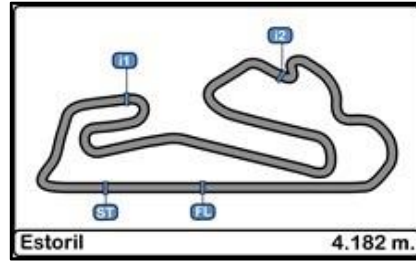


**Autodromo do Estoril  
Euroformula Open  
Private Test 2**

**Best Top Speeds**

27/04/2017

Ord.	Nº	Entrant	Nat.	Driver	Nat.	Cat.	Cla.	Chassis	Team	Top 1		Top 2		Top 3		Top 4		Top 5		Avg.
										Km/h	Lap	Km/h	Lap	Km/h	Lap	Km/h	Lap	Km/h	Lap	
1	16	Drivex School	ESP	Nikita Troitskiy	RUS	R	1º	Dallara F312		238.938	5	238.938	26	238.411	25	237.363	24	236.842	27	238.098
2	2	Campos Racing	ESP	Thiago Vivacqua	BRA			Dallara F312		238.411	14	236.842	13	236.324	11	236.324	12	236.324	20	236.845
3	10	RP Motorsport	ITA	Harrison Scott	GBR			Dallara F312		237.885	17	237.363	18	236.842	14	236.842	21	235.294	20	236.845
4	1	Campos Racing	ESP	Petru Florescu	ROU	R	2º	Dallara F312		237.363	24	237.363	16	235.808	15	235.294	21	235.294	22	236.224
5	24	Carlin Motorsport	GBR	Ameya Vaidyanathan	IND			Dallara F312		237.363	18	236.324	17	234.273	28	233.766	16	233.766	27	235.098
6	11	RP Motorsport	ITA	Alexs Karkosik	POL	R	3º	Dallara F312		236.842	15	236.842	16	235.808	14	235.808	23	234.783	5	236.016
7	19	Fortec Motorsports	GBR	Yan Leon Shlom	RUS	R	4º	Dallara F312		236.324	17	235.808	10	234.783	18	234.273	11	234.273	9	235.092
8	8	RP Motorsport	ITA	Lodovico Laurini	ITA	R	5º	Dallara F312		235.808	18	234.783	17	234.273	19	234.273	13	233.766	22	234.581
9	12	Drivex School	ESP	Christian Hahn	BRA			Dallara F312		235.808	12	235.808	21	235.808	23	235.808	13	235.808	20	235.808
10	42	RACE	ESP	Eliseo Martinez Meroño	ESP	R	6º	Dallara F312		235.808	16	234.273	17	234.273	18	233.766	11	233.766	15	234.377
11	17	Carlin Motorsport	GBR	Devlin De Francesco	CAN/ITA	R	7º	Dallara F312		235.294	26	235.294	25	234.783	13	234.273	21	234.273	24	234.784
12	22	BVM Racing	ITA	Daniil Pronenko	RUS			Dallara F312		234.783	11	234.273	9	233.766	12	233.261	10	230.277	16	233.272
13	34	Campos Racing	ESP	Matheus Iorio	BRA			Dallara F312		234.783	20	233.766	13	233.766	19	233.766	21	233.261	18	233.869
14	43	RACE	ESP	Pedro Cardoso	BRA			Dallara F312		234.273	11	233.766	10	233.766	9	233.261	8	233.261	17	233.666
15	14	Carlin Motorsport	GBR	Tarun Reddy	IND	R	8º	Dallara F312		233.766	18	232.258	19	232.258	17	231.263	21	229.787	7	231.867
16	20	Fortec Motorsports	GBR	Najiy Ayyad Razak	MYS	R	9º	Dallara F312		233.261	16	232.759	14	232.258	15	231.263	13	229.787	8	231.866
17	3	Campos Racing	ESP	Simo Laaksonen	FIN	R	10º	Dallara F312		232.759	25	232.258	13	231.760	14	231.760	21	231.760	24	232.059
18	44	RACE	ESP	Javier Cobián	ESP	R	11º	Dallara F312		231.263	12	230.769	17	230.277	11	230.277	21	230.277	16	230.573
19	18	Fortec Motorsports	GBR	Jannes Fittje	DEU	R	12º	Dallara F312		208.494	7	155.620	8	151.899	6					172.004

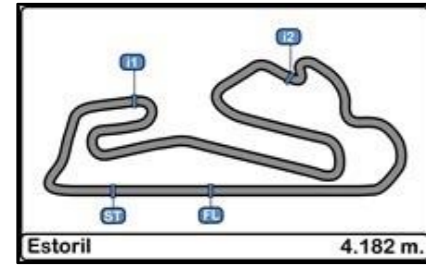


**Autodromo do Estoril**  
**Euroformula Open**  
**Private Test 2**

**Fastest Lap Sequence**

**27/04/2017**

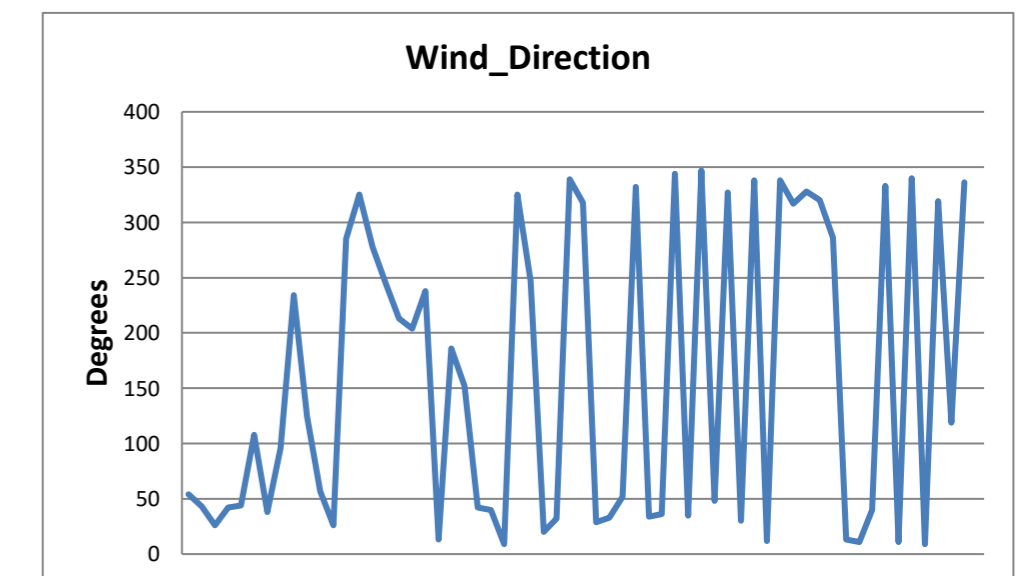
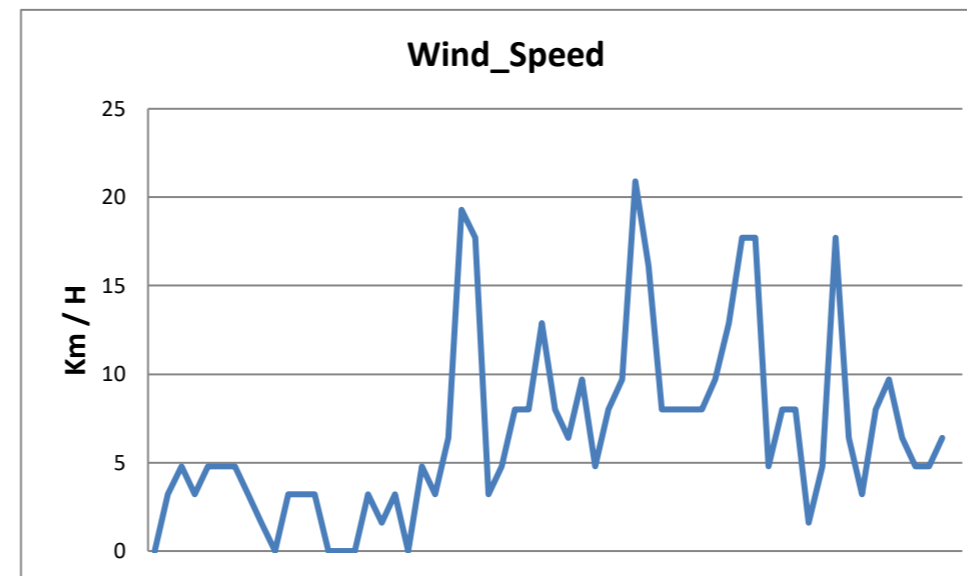
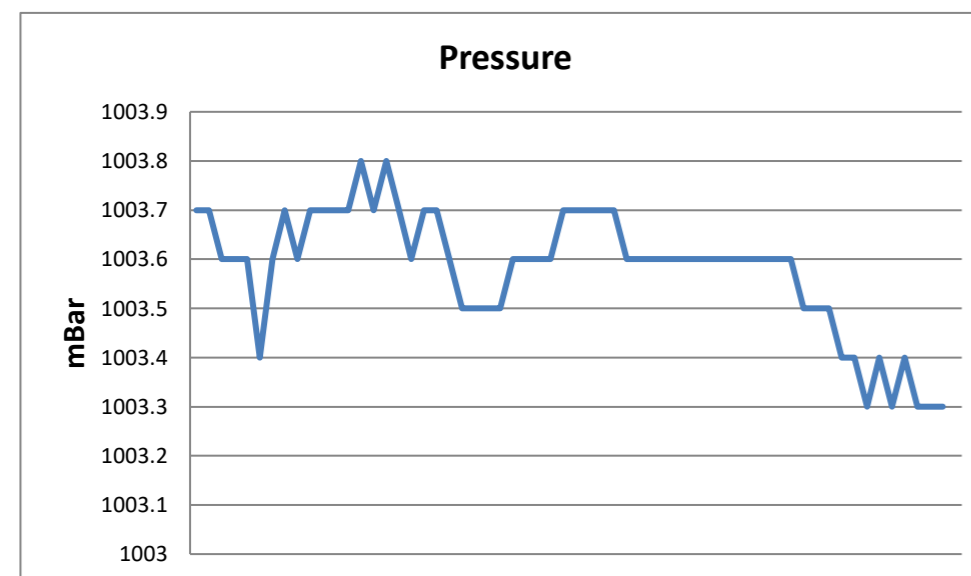
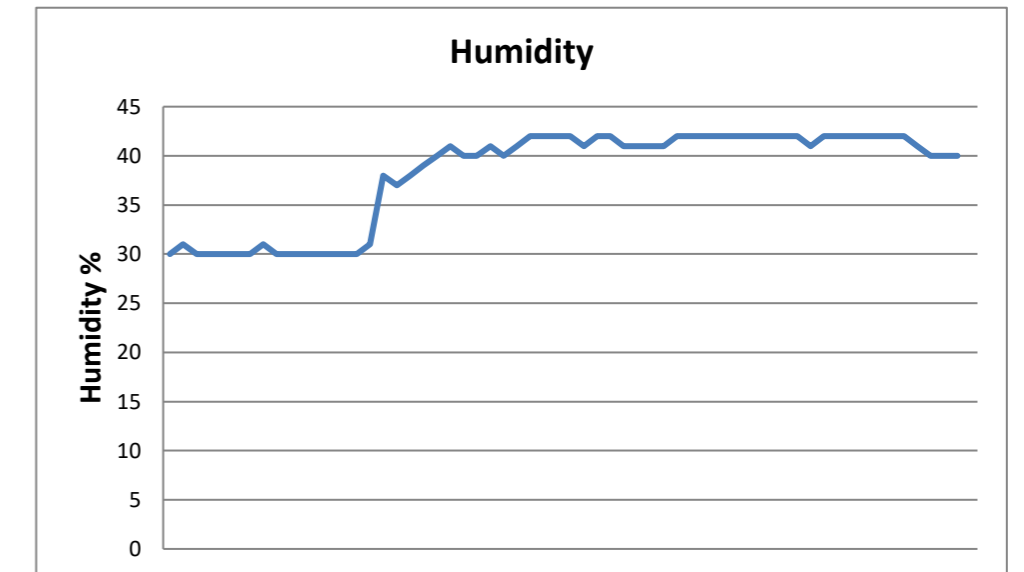
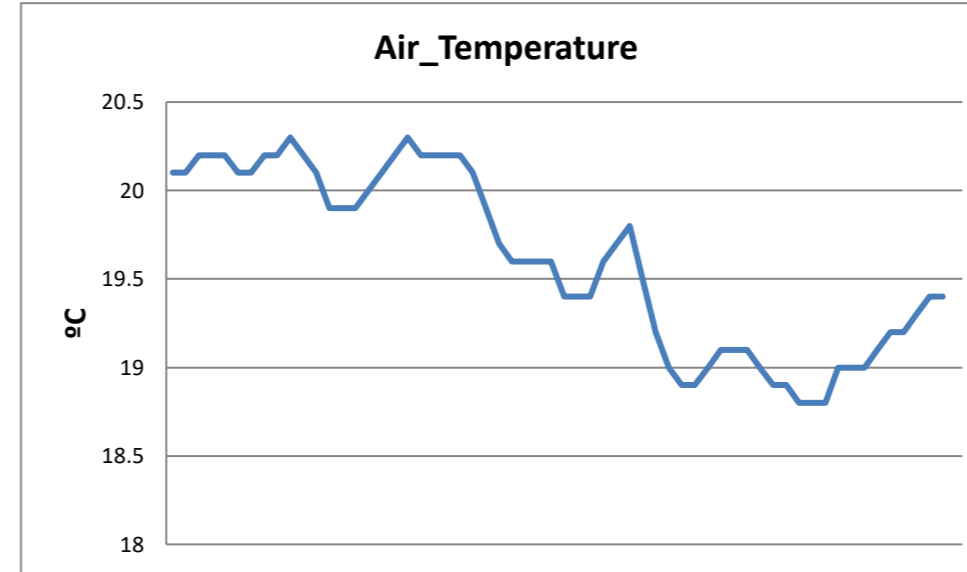
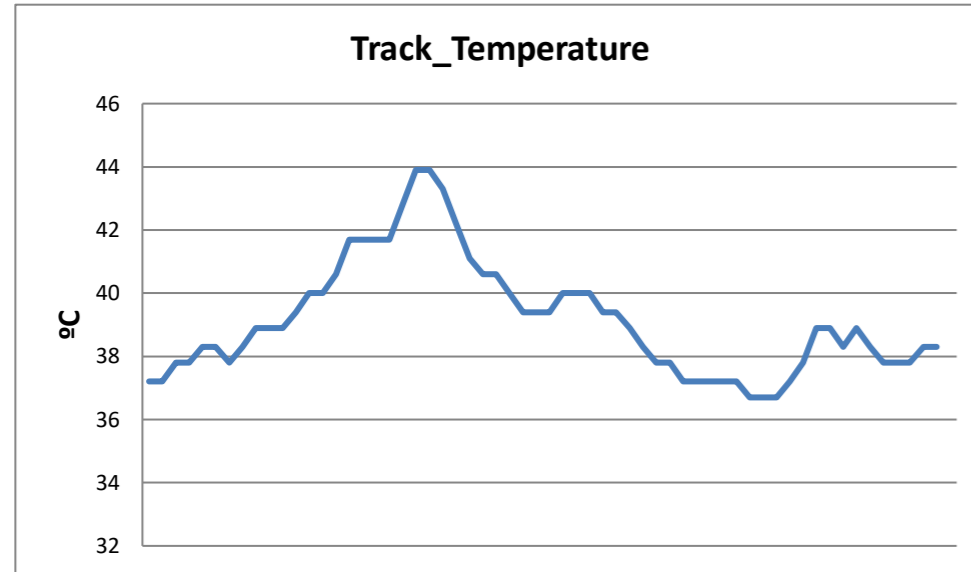
<u>Time of Day</u>	<u>Session Time</u>	<u>Nº</u>	<u>Entrant</u>	<u>Nat.</u>	<u>Driver</u>	<u>Nat.</u>	<u>Cat.</u>	<u>Chassis</u>	<u>Team</u>	<u>Time</u>	<u>Km/h</u>	<u>Lap</u>
14:08'47.583	3'28.623	43	RACE	ESP	Pedro Cardoso	BRA		Dallara F312	Teo Martin Motorsport	1'39.216	151.742	2
14:09'30.597	4'11.712	16	Drivex School	ESP	Nikita Troitskiy	RUS	R	Dallara F312	Drivex School	1'35.721	157.282	2
14:10'22.578	5'03.726	43	RACE	ESP	Pedro Cardoso	BRA		Dallara F312	Teo Martin Motorsport	1'35.103	158.304	3
14:11'05.220	5'46.303	16	Drivex School	ESP	Nikita Troitskiy	RUS	R	Dallara F312	Drivex School	1'34.591	159.161	3
14:11'57.069	6'38.234	43	RACE	ESP	Pedro Cardoso	BRA		Dallara F312	Teo Martin Motorsport	1'34.508	159.301	4
14:12'39.292	7'20.385	16	Drivex School	ESP	Nikita Troitskiy	RUS	R	Dallara F312	Drivex School	1'34.082	160.022	4
14:15'47.902	10'28.930	16	Drivex School	ESP	Nikita Troitskiy	RUS	R	Dallara F312	Drivex School	1'33.925	160.290	6
14:20'04.729	14'45.857	24	Carlin Motorsport	GBR	Ameya Vaidyanathan	IND		Dallara F312	Carlin Motorsport	1'33.860	160.401	8
14:20'09.125	14'50.190	2	Campos Racing	ESP	Thiago Vivacqua	BRA		Dallara F312	Campos Racing	1'33.724	160.633	6
14:35'07.257	29'48.337	1	Campos Racing	ESP	Petru Florescu	ROU	R	Dallara F312	Campos Racing	1'33.679	160.711	10
14:37'28.491	32'09.607	19	Fortec Motorsports	GBR	Yan Leon Shlom	RUS	R	Dallara F312	Fortec Motorsports	1'33.644	160.771	9
14:39'15.216	33'56.245	16	Drivex School	ESP	Nikita Troitskiy	RUS	R	Dallara F312	Drivex School	1'33.535	160.958	16
14:41'21.944	36'02.989	1	Campos Racing	ESP	Petru Florescu	ROU	R	Dallara F312	Campos Racing	1'33.419	161.158	14
14:43'56.572	38'37.643	16	Drivex School	ESP	Nikita Troitskiy	RUS	R	Dallara F312	Drivex School	1'33.388	161.211	19

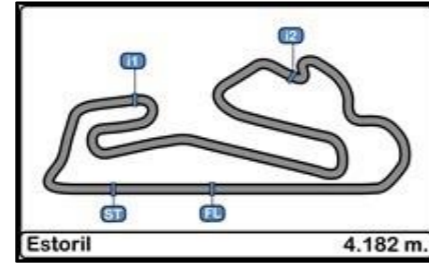


**Autodromo do Estoril**  
**Euroformula Open**  
**Private Test 2**  
**Weather Report**

27/04/2017

Track Status DRY





## Autodromo do Estoril Euroformula Open

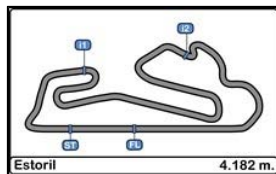
### PRIVATE TESTS RESULTS

27/04/2017

Ord.	Nº	Entrant	Nat.	Driver	Nat.	Cat.	Cla.	Chassis	Team	Laps	Laps1	BL1	Time-1	Laps2	BL2	Time-2	Best	Km/h
1	16	Drivex School	ESP	Nikita Troitskiy	RUS	R	1º	Dallara F312	Drivex School	71	42	39	1'31.717	29	19	1'33.388	<b>1'31.717</b>	164.148
2	10	RP Motorsport	ITA	Harrison Scott	GBR			Dallara F312	RP Motorsport	50	29	28	1'31.942	21	18	1'33.476	<b>1'31.942</b>	163.747
3	1	Campos Racing	ESP	Petru Florescu	ROU	R	2º	Dallara F312	Campos Racing	70	44	39	1'32.035	26	14	1'33.419	<b>1'32.035</b>	163.581
4	24	Carlin Motorsport	GBR	Ameya Vaidyanathan	IND			Dallara F312	Carlin Motorsport	86	57	32	1'32.207	29	8	1'33.860	<b>1'32.207</b>	163.276
5	2	Campos Racing	ESP	Thiago Vivacqua	BRA			Dallara F312	Campos Racing	59	34	33	1'32.339	25	6	1'33.724	<b>1'32.339</b>	163.043
6	17	Carlin Motorsport	GBR	Devlin De Francesco	CAN/ITA	R	3º	Dallara F312	Carlin Motorsport	86	56	54	1'32.356	30	15	1'34.198	<b>1'32.356</b>	163.013
7	3	Campos Racing	ESP	Simo Laaksonen	FIN	R	4º	Dallara F312	Campos Racing	78	50	41	1'32.627	28	19	1'34.310	<b>1'32.627</b>	162.536
8	34	Campos Racing	ESP	Matheus Iorio	BRA			Dallara F312	Campos Racing	67	40	27	1'32.688	27	15	1'33.891	<b>1'32.688</b>	162.429
9	18	Fortec Motorsports	GBR	Jannes Fittje	DEU	R	5º	Dallara F312	Fortec Motorsports	46	36	27	1'32.920	10	7	1'40.695	<b>1'32.920</b>	162.023
10	42	RACE	ESP	Eliseo Martinez Meroño	ESP	R	6º	Dallara F312	Teo Martin Motorsport	59	41	26	1'33.018	18	17	1'34.547	<b>1'33.018</b>	161.853
11	14	Carlin Motorsport	GBR	Tarun Reddy	IND	R	7º	Dallara F312	Carlin Motorsport	75	53	38	1'33.163	22	19	1'33.574	<b>1'33.163</b>	161.601
12	12	Drivex School	ESP	Christian Hahn	BRA			Dallara F312	Drivex School	73	49	45	1'33.255	24	19	1'34.590	<b>1'33.255</b>	161.441
13	19	Fortec Motorsports	GBR	Yan Leon Shlom	RUS	R	8º	Dallara F312	Fortec Motorsports	55	36	25	1'33.282	19	9	1'33.644	<b>1'33.282</b>	161.394
14	43	RACE	ESP	Pedro Cardoso	BRA			Dallara F312	Teo Martin Motorsport	59	41	36	1'33.300	18	14	1'33.748	<b>1'33.300</b>	161.363
15	11	RP Motorsport	ITA	Alexs Karkosik	POL	R	9º	Dallara F312	RP Motorsport	64	40	36	1'33.346	24	20	1'33.834	<b>1'33.346</b>	161.284
16	8	RP Motorsport	ITA	Lodovico Laurini	ITA	R	10º	Dallara F312	RP Motorsport	66	44	41	1'33.914	22	16	1'34.675	<b>1'33.914</b>	160.308
17	20	Fortec Motorsports	GBR	Najiy Ayyad Razak	MYS	R	11º	Dallara F312	Fortec Motorsports	55	38	27	1'34.655	17	14	1'34.173	<b>1'34.173</b>	159.867
18	44	RACE	ESP	Javier Cobián	ESP	R	12º	Dallara F312	Teo Martin Motorsport	67	46	44	1'34.352	21	5	1'35.925	<b>1'34.352</b>	159.564
19	22	BVM Racing	ITA	Daniil Pronenko	RUS			Dallara F312	BVM Racing	56	38	29	1'34.513	18	15	1'35.280	<b>1'34.513</b>	159.292

Published at:.....

<b>Stewards:</b> 	<b>Race Director:</b> 	<b>Timekeeper:</b> 
----------------------	---------------------------	---



## Autodromo do Estoril Euroformula Open

### PRIVATE TESTS 1&2 RESULTS

27/04/2017

Ord.	Nº	Entrant	Nat.	Driver	Nat.	Cat.	Cla.	Chassis	Team	Laps	Laps1	BL1	Time-1	Laps2	BL2	Time-2	Best	Km/h
1	16	Drivex School	ESP	Nikita Troitskiy	RUS	R	1º	Dallara F312	Drivex School	71	42	39	1'31.717	29	19	1'33.388	<b>1'31.717</b>	164.148
2	10	RP Motorsport	ITA	Harrison Scott	GBR			Dallara F312	RP Motorsport	50	29	28	1'31.942	21	18	1'33.476	<b>1'31.942</b>	163.747
3	1	Campos Racing	ESP	Petru Florescu	ROU	R	2º	Dallara F312	Campos Racing	70	44	39	1'32.035	26	14	1'33.419	<b>1'32.035</b>	163.581
4	24	Carlin Motorsport	GBR	Ameya Vaidyanathan	IND			Dallara F312	Carlin Motorsport	86	57	32	1'32.207	29	8	1'33.860	<b>1'32.207</b>	163.276
5	2	Campos Racing	ESP	Thiago Vivacqua	BRA			Dallara F312	Campos Racing	59	34	33	1'32.339	25	6	1'33.724	<b>1'32.339</b>	163.043
6	17	Carlin Motorsport	GBR	Devlin De Francesco	CAN/ITA	R	3º	Dallara F312	Carlin Motorsport	86	56	54	1'32.356	30	15	1'34.198	<b>1'32.356</b>	163.013
7	3	Campos Racing	ESP	Simo Laaksonen	FIN	R	4º	Dallara F312	Campos Racing	78	50	41	1'32.627	28	19	1'34.310	<b>1'32.627</b>	162.536
8	34	Campos Racing	ESP	Matheus Iorio	BRA			Dallara F312	Campos Racing	67	40	27	1'32.688	27	15	1'33.891	<b>1'32.688</b>	162.429
9	18	Fortec Motorsports	GBR	Jannes Fittje	DEU	R	5º	Dallara F312	Fortec Motorsports	46	36	27	1'32.920	10	7	1'40.695	<b>1'32.920</b>	162.023
10	42	RACE	ESP	Eliseo Martinez Meroño	ESP	R	6º	Dallara F312	Teo Martin Motorsport	59	41	26	1'33.018	18	17	1'34.547	<b>1'33.018</b>	161.853
11	14	Carlin Motorsport	GBR	Tarun Reddy	IND	R	7º	Dallara F312	Carlin Motorsport	75	53	38	1'33.163	22	19	1'33.574	<b>1'33.163</b>	161.601
12	12	Drivex School	ESP	Christian Hahn	BRA			Dallara F312	Drivex School	73	49	45	1'33.255	24	19	1'34.590	<b>1'33.255</b>	161.441
13	19	Fortec Motorsports	GBR	Yan Leon Shlom	RUS	R	8º	Dallara F312	Fortec Motorsports	55	36	25	1'33.282	19	9	1'33.644	<b>1'33.282</b>	161.394
14	43	RACE	ESP	Pedro Cardoso	BRA			Dallara F312	Teo Martin Motorsport	59	41	36	1'33.300	18	14	1'33.748	<b>1'33.300</b>	161.363
15	11	RP Motorsport	ITA	Alexs Karkosik	POL	R	9º	Dallara F312	RP Motorsport	64	40	36	1'33.346	24	20	1'33.834	<b>1'33.346</b>	161.284
16	8	RP Motorsport	ITA	Lodovico Laurini	ITA	R	10º	Dallara F312	RP Motorsport	66	44	41	1'33.914	22	16	1'34.675	<b>1'33.914</b>	160.308
17	20	Fortec Motorsports	GBR	Najiy Ayyad Razak	MYS	R	11º	Dallara F312	Fortec Motorsports	55	38	27	1'34.655	17	14	1'34.173	<b>1'34.173</b>	159.867
18	44	RACE	ESP	Javier Cobián	ESP	R	12º	Dallara F312	Teo Martin Motorsport	67	46	44	1'34.352	21	5	1'35.925	<b>1'34.352</b>	159.564
19	22	BVM Racing	ITA	Daniil Pronenko	RUS			Dallara F312	BVM Racing	56	38	29	1'34.513	18	15	1'35.280	<b>1'34.513</b>	159.292

Published at:.....

<b>Stewards:</b>	<b>Race Director:</b>	<b>Timekeeper:</b> 
------------------	-----------------------	---